

Trainee Kinyarwanda Book

Table of Contents

- 1. Topic 1:** Introduce yourself / Interpersonal relationships
- 2. Topic 2:** Introduce someone/ Interpersonal relationships
- 3. Topic 3:** Talk about family members/ Explain family relationships
- 4. Topic 4:** Talk about happy and unhappy events
- 5. Topic 5:** Politely accept or refuse an invitation
- 6. Topic 6:** Describe your health
- 7. Topic 7:** Seek help from community members in case of emergency
- 8. Topic 8:** Describe safety issues to local authorities
- 9. Topic 9:** Express essential needs
- 10. Topic 10:** Ask about prices and the quality of articles in the market
- 11. Topic 11:** Bargain in the market
- 12. Topic 12:** Inquire about Rwandan food and eating traditions
- 13. Topic 13:** Order a meal and a drink in a restaurant
- 14. Topic 14:** Ask and explain the steps of cooking a typical Rwandan meal
- 15. Topic 15:** Describe daily activities
- 16. Topic 16:** Obtain information about daily activities of a given family
- 17. Topic 17:** Describe a house and ask to have it repaired
- 18. Topic 18:** Describe the job as a Health Volunteer
- 19. Topic 19:** Describe your studies and job experience
- 20. Topic 20:** Write administrative letters
- 21. Topic 21:** Give and ask for directions
- 22. Topic 22:** Locate a place and describe it
- 23. Topic 23:** Inquire about and describe transport possibilities and conditions in Rwanda
- 24. Topic 24:** Identify and describe activities related to seasons in Rwanda

TOPIC #1: Kwibwira abandi / Imibanire y'abantu n'abandi

Introduce yourself / Interpersonal relationships

Learning objectives from KSAs

- **Greet someone in Kinyarwanda at a precise moment of the day.**
Gusuhuza umuntu mu Kinyarwanda mu bihe bitandukanye by'umunsi..
- **Say your name and your function in Kinyarwanda when presenting yourself.**
Kuvuga izina rye n'umurimo akora mu Kinyarwanda mu gihe yivuga.
- **Ask someone his news in Kinyarwanda without using notes.**
Kubaza umuntu mu Kinyarwanda amakuru ye nta gusoma.
- **Bid farewells to someone at a precise moment of the day without reading in the notebook.**
Gusezera umuntu atarebeye mu kayi ye y'ikinyarwanda, mu bihe bitanduka by'umunsi..



I.1. DIALOG**Scenario**

Lily, umukorerabushake wa Peace Corps, yasuye bwa mbere imirenge y'akarere ka Huye azakoreramo; asanga Paul umuyobozi w'umurenge wa Ngoma mu biro

Lily, a Peace Corps volunteer, visited for the first time the sectors of Huye district in which she will work and she met Paul, a sector coordinator, in his office.

Lily: Tok, Tok, Tok (akomange)

Paul: Injira!

Lily: Muraho!

Paul: Muraho! Nimwicare.

Lily: Murakoze.

Paul: Muri bande?

Lily: Nitwa Lily, ndi umunyamerika, ndi umuganga, nkaba ndi umukorerabushake wa Peace Corps. Ntuye muri aka karere ka Huye.

Paul: Ahaaa! Ni mwebwe mbese?

I.3. Different corners

Different notes	
Cultural Circle	<p>Guhana ibiganza mu gusuhuzanya biri mu muco nyarwanda <i>Shaking hands is a tradition of Rwandan culture.</i></p> <p>Uburyo bwo guhoberana mu Rwanda bugaragaza urukundo n’urukumbuzi abantu bafitanye <i>In Rwandan culture, hugging someone expresses friendship and shows that you have missed them.</i></p> <p>Iyo uhuye n’umuntu ari bwo bwa mbere, cyangwa se mudaherukanye, umusuhuzanya ukoresheje “ Muraho ” <i>When you meet someone for the first time or when you have not seen them for a long time, you greet them by using “Muraho”</i></p>
Medical Corner	<p>Nta suku iri mu guhana ibiganza n’umuntu wese. <i>It’s not hygienic to shake hands with everyone.</i></p> <p><i>NB. You will frequently see people make forearm contact instead.</i></p>
Safety and security Square	<p>Gukomeza kureba umuntu mu maso bishobora gutuma umuvumbura igihe ari mu mafuti kuko yirinda ko murebana mu maso <i>If you maintain eye contact with someone, it may help you to discover if they are guilty because those guilty avoid eye contact.</i></p>
Tech Corner	<p>Iyo umuntu asuhuzanya umwarimu cyangwa undi muntu mukuru abikorana icyubahiro. <i>When people greet their teacher or someone who is a superior, they do it politely.</i></p>
Language tips	<p>Bite sha? Ni imvugo itiyubashye ivuga “<i>what’s up?</i>”; iba language tip bitewe n’uyikoresheje iyo agaragaje ko asuzuguye uwo abwira. <i>Bite sha?</i> is a very informal way to say “<i>What’s up?</i>” Only use this with informal or casual company.</p> <p>Amashyo ni indamukanyo ikoreshwa muri rusange n’abantu bakuru (ababyeyi) babwira abato. Ni ukubifuriza kugira inka nyinshi. Nabo babasubiza amashyongore bivuga ko yagombye kuba arimo inka z’ingore nyinshi. <i>Amashyo</i> is a greeting which is commonly used by older people (parents) talking to younger people. It means that they wish them to have many cows. The response:</p>

	<i>amashyongore</i> means there should be many female cows among them to produce.

II. EXPLOITATION

2.1. Vocabulary: Professions | *Amazina y'imirimo*

<i>Kinyarwanda</i>	<i>English</i>
Umushoferi	_____
Umuhinzi	_____
Umutetsi	_____
Umuganga	_____
Umurobyi	_____
Umwarimu	_____

II.2. Rule:		
Names of professions & other words describing persons in Kinyarwanda are structured like this:		
<i>Augment</i>	<i>Nominal prefix</i>	<i>Root</i>
<i>U</i>	<i>mu</i>	<i>ganga</i>
<i>U</i>	<i>mu</i>	<i>hinzi</i>
<i>U</i>	<i>mu</i>	<i>robyi</i>
<i>U</i>	<i>mu</i>	<i>tetsi</i>
<i>U</i>	<i>mu</i>	<i>shoferi</i>

To make them plural, change "U – mu" to "A- ba"

Examples:

<u>Singular</u>	<u>Plural</u>
Umushoferi	Abashoferi
Umuhinzi	Abahinzi
Umutetsi	Abatetsi
Umuganga	Abaganga

Umurobyi**Abarobyi****II.2. Grammar:** Verb "to be" in simple present / *Inshinga "Kuba" mundagihe.***II.2.1. Context**

Njyewe, Alphonsine, ndi umwarimu w'ikinyarwanda. Wowe, Lily, uri umusitagiyeri. Mupemba we ni Diregiteri wa sitaje kandi ari mu biro.

II.2.2. Explanation

The underlined words represent the verb "**kuba**" (*to be*) conjugated in simple present. Notice that they change with the personal pronoun with which they are used.

Njyewe **ndi** umwarimu.
 Wowe uri umusitajeri.
 We **ni** Diregiteri.
 We **ari** mu biro.

The verb **Kuba** is an irregular verb. When conjugated in simple present is done like this:

	Personal Pronoun	Root	
1 st Pers. Sing	n	ri	r -> d / n - →ndi
2 nd Pers. Sing	u	ri	→uri
3 rd Pers. Sing	a	ri	→ari
3 rd pers. Sing	-	ni	→ni

3rd Person Singular with the verb **Kuba** has 2 conjugations:

- 1.) Ari – used when talking about location.
- 2.) Ni – used when talking about characteristics.

Examples:

Mupemba ari mu biro
Mupemba is in the office.
 John Reddy ari i Kigali
John Reddy is at Kigali

John ni muremure.
John is tall.
 Alphonsine ashobora kwiruka vuba vuba.
Alphonsine can run very fast.

III. Linguistic Functions**III.1. Greetings / Gusuhuza**

III.1.1.1. Greetings for when people meet for the first time or after a long period of time.

- A: Muraho? Mu ra ho
You are there
- B: Muraho!

III.1.1.2. Greeting for when people meet in the morning or before noon.
Iyo abantu bahuye mu gitondo.

- A: Mwaramutse? Mu aramutse
- B: Mwaramutse! You wake up

III.1.1.3. Greeting for when people meet in afternoon or in the evening.

- A: Mwiriwe?
- B: Mwiriwe!

III.1.1.4. Greetings to be used any time of the day/night.

- A: Komera!
- B: Ndakomeye

III.1.2. Bidding farewells/ Gusezera

III.1.2.1. Farewell in the time you don't think you will meet for a long time.

- A: Murabeho!
- B: Murabeho!

III.1.2.2. Farewell to be used in the morning till evening

- A: Mwirirwe!
- B: Mwirirwe!

III.1.2.3. Farewell in the evening

- A: Muramuke!
- B: Muramuke!

III.2. To ask for the news / kubaza amakuru

- A: Amakuru ki?
- B: Ni meza.

- A: Bite?
- B: Ni Byiza.

Note: If you want to sound formal, use the plural form

Examples:

Informal

Uraho?

Waramutse?

Wiriwe?

Wirirwe!

Formal

Muraho?

Mwaramutse?

Mwiriwe?

Mwirirwe!

III.PRACTICE

III.1. Matching

Match each word with the corresponding image



Umwarimu



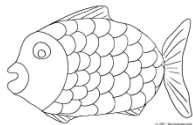
Umushoferi



Umurobyi



Umuhinzi



Umutetsi



Umuganga

III.2. Fill in the blanks

*Fill in the empty spaces using the verb **Kuba** conjugated for the appropriate person.*

- 1) Barack Obama _____ Perezida.
- 2) Wowe _____ umunyeshuri.
- 3) Wowe _____ mu ishuri.
- 4) David Petreous _____ muri Irak.
- 5) Michael Jackson _____ umuririmbyi.
- 6) Mupemba _____ mu biro.

III.3. Line gram

Fill in the appropriate phrases in the empty lines.

a) A: _____

B: Muraho!

A: Amakuru!

B: _____

A: Mwiriwe!

B: _____

b) A: _____

B: Mwiriwe!

A: _____

B: Ni meza.

A: Muramuke!

B: _____

IV. LINK TO THE HOST COMMUNITY

Go and ask facilitators their names and introduce yourself to them. Please make notes of some new words you have learned and be prepared to share them with your teacher and your classmates. Here is an example:

Genda ubaze abarimu amazina yabo kandi ubibwire. Wandike amagambo mashya uza kuba wize kandi witegure kubisangiza mwarimu wawe n' abo mwigana. Hano hari urugero:

Nitwa _____. Mwe muri bande ? (Mwe babita bande?)

Ndi umusitajiyeri wa Peace Corps. Wowe ukora iki?

Ndi umunyamerika. Wowe uri iki? Urubatse? Ufite abana bangahe?

V. SELF EVALUATION

Trainee's name: _____ **Class:** _____

How did you perform this competency?

This table as a self-assessment checklist for you to monitor your own learning in order to be an active independent language learner. After you complete a lesson, just put a tick to each category that you feel best describe your performance. If you still are uncomfortable with that lesson, please take time to brush it up with the LCF or study from the lesson chapter again.

	I can not yet perform
	I perform minimally
	I perform adequately
	I perform well

I have specific problem in:

- General comprehension of the text or the dialog
- Understanding vocabulary
- Grammar
- Doing exercises

New words and expressions

Ashwi	No
Ashwi da!	No!
Amakuru	News
Bite?	What's up?
Diregeteri	Director/Headmaster
Hehe?	Where?
Injira	Come in
Karere	District/region
Kuba	To be
Gukora	To do/to work
Kwicara	To sit down
Kwitwa	To be called
Meza	Good
Muhinzi	Cultivator
Mukorerabushake	Volunteer
Murakoze	Thank you.
Muramuke	Good bye(in the evening)
Muri	In
Mwaramutse	Good morning
Mwebwe	You
Mwirirwe	Good bye(in the morning)
We	Him
Njyewe	I/ Me
Oya	No
Rekada	No
Sitage	Training
Umuganga	Nurse
Umunyamerika	American citizen
Umunyarwanda	Rwandan citizen
Umurobyi	Fisherman
Umusitajiyeri	Trainee
Umutetsi	Cooker
Umwarimu	Teacher/professor
Wowe	You
Yego	Yes

TOPIC # 2: Kubwira undi abandi / Imibanire y'abantu n'abandi
To introduce someone / Interpersonal relationship

Learning objectives from KSAs

- **Introduce a friend using their names and profession in Kinyarwanda.**
Kubwira inshuti ye abandi akoresheje interuro zikwiye zivuga amazina n'umurimo mu Kinyarwanda
- **Describe his/her profession in Kinyarwanda to somebody.**
Gusobanura umurimo we mu Kinyarwanda abwira umuntu ubimubajije.
- **Greet somebody in Kinyarwanda at a precise moment of the day.**
Gusuhuzza umuntu mu Kinyarwanda akurikije igihe nyacyo.
- **Ask questions in Kinyarwanda about someone else's profession and identity.**
Kubaza ibibazo ku murimo w'undi muntu n'ibimuranga.



I. MOTIVATION

I.1. SCENARIO:

Kayitesi ni umukozi wa Peace Corps; ari kumwe na Betty umusitagiye wa Peace Corps basuye Mariya wiganye na Gatesi. Gatesi arabwira Mariya uwo Betty ari we.

Kayitesi, a Peace Corps staff member, and Betty, a Peace Corps trainee, went to visit Mary, who has studied with Gatesi. Gatesi introduces Betty to Mary.

I.2. DIALOG

Kayitesi: Tok, tok, tok, (arakomanga)

Mariya: Karibu!

Kayitesi: Muraho?

Mariya: Muraho! Nimwicare.

Kayitesi: Murakoze. Uyu mushyitsi yitwa Betty, ni mugenzi wanjye. Ni umunyamerika, ni umusitagiye wa Peace Corps.

Mariya: Eeh! Betty, utuye he?

Betty: Ntuye i Butare.

Mariya: Ufite abana bangahe?

Betty: Sindi umugore, ndi ingaragu.

Mariya: Ni byiza, turishimye

Kayitesi: Turatashye, murabeho!

Mariya: Murabeho, murakoze.

I.3. Different corners

Different notes	
Cultural Circle	<p>Mu muco nyarwanda, birasanzwe kubaza umuntu niba yubatse cyangwa umubare w'abana afite.</p> <p><i>It's normal in Rwanda to ask about marital status or the number of children.</i></p> <p>Iyo umuntu w'igitsina gabo abwiye umukobwa cyangwa umugore amagambo yo kumushima (wambaye neza, uri mwiza...), kenshi aba ashaka uburyo bwo kumutereta.</p> <p><i>Men compliment (you are well dressed, you are beautiful...) women as a way of flirting.</i></p>
Medical Corner	<p>Nta banga umuntu agira imbere ya muganga. Ibibazo byose byemewe kubazwa no gusubizwa.</p> <p><i>There are no secrets with doctors or nurses. All questions are allowed to be asked and answered.</i></p> <p>Nta muntu uvuga uburwayi bwe keretse iyo akekeye ubufasha bujyanye no kwivuzwa</p> <p><i>One doesn't talk about his/her illness except when he/she needs medical help.</i></p>
Safety and security Square	<p>Kubaza ibibazo bijyanye n'ubuzima bw'umuntu ku giti cye ntibihungabanya umutekano w'umuntu. Muri icyo gihe, ntimugahite mutanga igisubizo nyacyo.</p> <p><i>Asking personal questions doesn't disturb one's security. At the same time, don't be direct when answering personal questions.</i></p> <p>Akenshi ibibazo bijyanye no kumenya niba umuntu yubatse cyangwa atubatse biba bifite ikibyihishe inyuma.</p> <p><i>Often, questions about marital status have the underlining meaning. (The person would like to know your marital status to start flirting you if you are single).</i></p>
Tech Corner	<p>Abanyeshuri bashobora kubaza ibibazo ku buzima bwa mwarimu wabo, amashuri yize,... Ni ngombwa kwitegura kwibwira abanyeshuri ku munsu wa mbere winjiye mu ishuri.</p> <p><i>Students may ask questions about their teacher's life and studies. Be prepared to introduce yourself on your first day in a classroom.</i></p>
Language tips	<p>Ijambo umuntu wanjye rigaragaza ko hari isano cyangwa ubushuti bwihariye hagati y'uvuga n'uwo muntu</p> <p><i>The expression "umuntu wanjye" ("my person") shows that there is a close relationship or friendship between the speaker and that person.</i></p>

II. EXPLOITATION

2.1. VOCABULARY

2.1.1. Amazina y'ubwenegihugu

<i>Kinyarwanda</i>	<i>English</i>
Umunyamerika	_____
Umunyarwanda	_____
Umurundi	_____
<i>Umugande</i>	_____

Rule: Nationality is formed by: "**Umunya**" + the name of a country.

Examples:

Kenya	Umunya kenya
Rwanda	Umunya rwanda
Kanada	Umunya kanada

Rule: Countries starting with "**Ubu**", replace "**Ubu**" with "**Umu**".

Ubu rundi	Umu rundi
Ubu gande	Umu gande

2.1.2. Andi magambo / Other words and expressions

Karibu	_____
Nimwicare	_____
Umushyitsi	_____
Mugenzi	_____
Umustajiyeri	_____
Umugore	_____
Ingaragu	_____
Uwashatse	_____

II.2. GRAMMAR: Conjugation of the verbs **"To be"** and **"To have"** in simple present**II.2.1. Context**

"Njyewe, Gerardine, ndi umwarimu kandi **mfite** abana batatu. Jyewe na Claire turi Abanyarwanda"

II.2.2. Explanation

The underlined words are the verb "kuba"/ "to be" in simple present while the one in bold is the verb "kugira"/ "to have" in simple present

VERB Kuba: Affirmative form

Ndi	Turi
Uri	Muri
Ari / Ni	Bari / Ni

Rule:

When the verb is followed by a nationality, a profession or qualifying adjective, the 3rd person is **"ni"** and it becomes **"ari"** in singular or **"bari"** in plural when it is followed by a name of a place.

Urugero:

Alphonsine **ari** mu ishuri
 Claire na Gerardine **bari** mu ishuri.
 Claire na Gerardine **ni** abarimu.

VERB Kuba: Negative form

sindi mu ishuri	ntituri abatetsi
nturi hanze	ntimuri abashoferi
ntari mu biro/ si diregiteri	ntibari mu gikoni/ si abatetsi

Rule:

To make negative put **"nti"** at the beginning of the conjugated verb.
 On the 1st person of singular and, put **si** instead of **"nti"**. **"Ni"** always becomes **"si"**.

Example:

Claire na Gerardine **si** abarimu.

Kugira: Affirmative form

Mfite igitabo	Dufite...
Ufite ikaramu	Mufite...
Afite ipapuro	Bafite...

Kugira: Negative form

Simfite igitabo	Ntidufite ...
Ntufite ikaramu	Ntimufite ...
Ntafite ipapuro	Ntibafite ...

II.3. LINGUISTIC FUNCTIONS:

Introducing yourself and asking another person's name.

A: Wowe witwa nde?

B: Nitwa Mariya, ndi umwarimu, ndi Umunyarwandakazi; none wowe uri nde?

A: Ndi Betty, ndi umusitagiye, ndi Umunyamerika

These are other ways of asking somebody his/her name:

- Witwa nde? Nitwa _____
- Uri nde? Ndi _____
- Bakwita nde? Banyita _____
- Izina ryawe ni irihe? Izina ryanjye ni _____
- Muri ba nde ? Uyu bamwita _____, jyewe nitwa ____
- Mwitwa ba nde ? Turi abakozi ba Peace corps
- Babita ba nde ? Nitwa/Izina ryanjye ni _____
- Izina ryanyu ni irihe ? Nitwa _____
- Ko ntabazi ? Nitwa _____

III. PRACTICE

III.1. Fill in the blanks: *Fill in these blanks with the appropriate nationalities.*

- | | |
|------------------------------|----------------------|
| 1. Marc ni (Ubufaransa) | Marc ni _____ |
| 2. Mary ni (Ubwongereza) | Mary ni _____ |
| 3. Mugabe ni (Zimbabwe) | Mugabe ni _____ |
| 4. Abdou Diouf ni (Senegali) | Abdou Diouf ni _____ |
| 5. Djibril ni (Gineya) | Djibril ni _____ |

III.2. Conjugation

*Conjugate the verbs **kuba** or **kugira** in the following sentences.*

Uzuza interuro zikurikira ukoresheje inshinga Kuba no Kugira mundaghe

1. Mwebwe _____ (kuba) Abanyamerika.
2. Abasitagiye bese _____ (Kuba) Abanyamerika.
3. Yohani _____ (kugira) abana bane.
4. Njyewe na Mariya _____ (kuba) abakobwa.
5. Kamali na Kagira _____ (kuba) mu ishuri.
6. Wowe _____ (kugira) imodoka.

III.3. Q & A

- 1) Uri nde?
_____ John.
- 2) Ufite iki?
_____ igitabo
- 3) Bakwita nde?
_____ Betty
- 4) Izina ryawe ni irihe?
_____ ni July
- 5) Mariya afite iki?
_____ ikaramu
- 6) Aba ni bande?
_____ Thomas _____ Malea
- 7) Uyu bamwita nde?
_____ Alphonsine
- 8) Ko ntabamenye?
Njye _____ Taylor, uyu _____ Emily.twese _____
- 9) Uyu muri kumwe akora iki?

- 10) Ubusanzwe mwe mukora iki?

III.4. Translation: *Translate the following dialog in Kinyarwanda*

- Kayitesi: (she is knocking)
- Mariya : Come in.
- Kayitesi: Good morning.
- Mariya: Good morning. Sit down.
- Kayitesi: Thank you. This guest is Betty. She is married and she is my colleague. She is from California.
- Mariya: Are you a Peace Corps Volunteer?
- Betty: I am not a Peace Corps Volunteer; I am a Peace Corps Trainee.
- Kayitesi: Good bye.
- Mariya: Good bye.

IV. LINK TO THE HOST COMMUNITY

Go in your Resource Family/Host Community and ask at least three people about their job using "Mukora iki?", and be prepared to share the answers with the others in your next language class.

V. SELF EVALUATION

Trainee's name: _____ **Class:** _____

How did you perform this competency?

This table as a self-assessment checklist for you to monitor your own learning in order to be an active independent language learner. After you complete a lesson, just put a tick to each category that you feel best describe your performance. If you still are uncomfortable with that lesson, please take time to brush it up with the LCF or study from the lesson chapter again.

	I can not yet perform
	I perform minimally
	I perform adequately
	I perform well

I have specific problem in:

- General comprehension of the text or the dialog
- Understanding vocabulary
- Grammar
- Doing exercises

New vocabulary and new expressions

Igitabo	Book
Ikayi	Notebook
Ingaragu	Single
Irati	Rule
Isaha	Hour
Karibu	Welcome
Kwishima	To be happy
Gutaha	To go home
Gutura	To live
Mugenzi	Friend, colleague
Umushyitsi	Visitor
-ngahe?	How much?
Telefoni	Telephone
Umugande	Ugandan citizen
Umugore	Woman
Umunyakanada	Canadian citizen
Umurundi	Burundi citizen

TOPIC # 3: Gusobanura munyango / Imibanire y'abantu n'abandi
Talk about family members/ Explain family relationships

LEARNING OBJECTIVES FROM KSAs

- **Explain in Kinyarwanda relationships between family members.**
Gusobanura mu Kinyarwanda nta gusoma amasano ari hagati y'abantu batandukanye bagize umuryango.
- **Ask questions in Kinyarwanda about someone else's family.**
Kubaza ibibazo mu Kinyarwanda ku bagize umuryango w'undi muntu.
- **Answer questions about your family members in Kinyarwanda.**
Gusubiza ibibazo ku bagize umuryango wawe mu Kinyarwanda.



I. MOTIVATION

I.1. SCENARIO: Mike, a Peace Corps Volunteer, is going to visit his counterpart Kalisa who is a doctor at Kabutare Hospital and has given him an invitation to visit his family at home.

I.2. DIALOG

Mike: Muraho?

Kalisa na Mugeni: Muraho! Tubahaye ikaze, nimwicare.

Mike: Murakoze.

Kalisa: Mugeni, Uyu ni mushyitsi yitwa Mike, ni Umunyamerika, ni umukorerabushake wa Peace Corps, dukorana ku bitaro

Mugeni: Yeee! Ni byiza. Maturuka mu yihe Leta ya Amerika?

Mike: Nturuka muri Chicago. Niho iwacu.

Mugeni: Eeeh! Umuryango wawe wose uba muri Amerika?

Mike: Yego. Papa, mama, mukuru wanjye na mushiki wanjye bose baba muri Amerika.

Mugeni: Ni byiza. Murisanga iwacu.

Mike: Murakoze cyane

I.3. Different corners

Different notes	
Culture Circle	Mu muco nyarwanda, umuryango aba ari mugari. Ntabwo ugarukira kuri Papa, Mama, n’abana gusa. Haza n’abo mufitanye isano bose, n’abo mubana mu rugo. <i>In Rwandan culture, families are large. Families are not limited only to the father, mother and children. It is composed of all relatives and even individuals who live at home.</i>
Medical Corner	Mu muco nyarwanda barafashanya. Abagize umuryango bashobora kwishyira hamwe bakavuzwa umurwayi iyo afite uburwayi bukomeye nka canseri n’izindi...(Urugero:bashobora guteranya amafaranga) <i>"Helping" is part of Rwandan culture. Members of a family may share the responsibility of taking a member to the doctor. They may even help collect money.</i>
Safety and security Square	Imyitwarire mibi y’umuntu umwe mu muryango ishobora kwitirirwa umuryango wose. <i>A bad reputation of one member of the family reflects poorly on the whole family.</i>
Tech Corner	Umuyobozi cyangwa undi muntu ufite ibyo ashinzwe mu kazi runaka aba agomba kuba

	yubatse cyangwa se afite umuryango. Iyo bitari ibyo ntiyubahwa nk'uwubatse. <i>Someone of authority in an institution typically has a family. They will not be respected as much as the married ones until they do.</i>
--	--

Language tips	Hari amazina y'ubwoko bwo mu miryango nyarwanda arangwa n'ibisimba bitandukanye: <i>There are names of clans in Rwandan families that are characterized by animals:</i>							
	<table border="1"> <thead> <tr> <th>Amazina/ Names</th> <th>Ibisimba/ Animals</th> </tr> </thead> <tbody> <tr> <td>Abazigaba</td> <td>Ingwe/ <i>Leopard</i></td> </tr> <tr> <td>Abega</td> <td>Igikeri/ <i>Frog</i></td> </tr> <tr> <td>Abasinga, ...</td> <td>Igisiga/ <i>Eagle,</i></td> </tr> </tbody> </table>	Amazina/ Names	Ibisimba/ Animals	Abazigaba	Ingwe/ <i>Leopard</i>	Abega	Igikeri/ <i>Frog</i>	Abasinga, ...
Amazina/ Names	Ibisimba/ Animals							
Abazigaba	Ingwe/ <i>Leopard</i>							
Abega	Igikeri/ <i>Frog</i>							
Abasinga, ...	Igisiga/ <i>Eagle,</i>							

II. EXPLOITATION

2.1. VOCABULARY: Amasano y'abagize umuryango

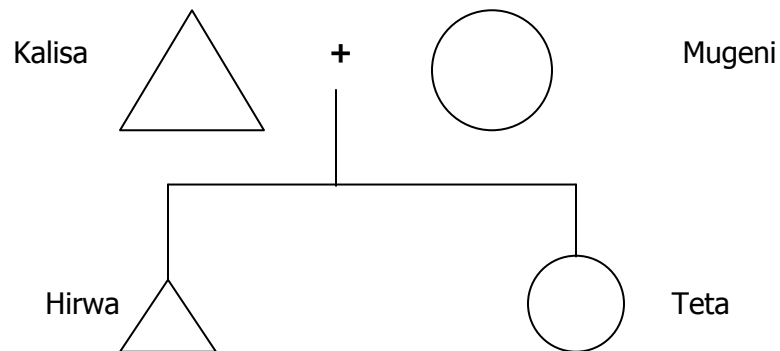
2.1.1. Context

Mugeni ni umugore wa Kalisa, bafite abana babiri Hirwa na mushiki we Teta

2.1.2. Explanation

The underlined words shows the family relationships of people in the sentence

This is Kalisa's family tree:



- 1) Mugeni ni umugore wa Kalisa
- 2) Kalisa ni umugabo wa Mugeni
- 3) Teta ni mushiki wa Hirwa
- 4) Hirwa ni musaza wa Teta
- 5) Kalisa ni papa wa Teta na Hirwa
- 6) Mugeni ni mama wa Teta na Hirwa
- 7) Teta na Hirwa ni abavandimwe

Kinyarwanda

English

- Umugore _____
- Umugabo _____
- Mushiki _____
- Musaza _____
- Papa _____
- Mama _____
- Abavandimwe _____

II.2. GRAMMAR: Possessive adjectives / *Ikinyazina ngenera*

II.2.1. Context

Njye n’umugabo wanjye dufite abana kandi bose bariga. Umwarimu wabo arabakunda cyane. Umwana wanjye umwe yitwa Dodo. Diregiteri wacu wa Peace Corps mu Rwanda yitwa John A. Reddy, aba i Kigali.

II.2.2. Explanation

The underlined words are possessive adjectives
Amagambo aciyeho akarongo ni ibinyazina ngenera

Rule: In Kinyarwanda, we form the possessive adjective relating to people like this:

Wa + a personal pronoun. Some changes are made:

- Wa + njye → **Wanjye**
- Wa + wowe → **Wawe**
- Wa + we → **Wê**
- Wa + twe → **Wacu**
- Wa + mwe → **Wanyu**
- Wa + bo → **Wabo**

II.3. LINGUISTIC FUNCTIONS:

Presenting members of a family / *werekana abagize umuryango*

II.3.1. Contex

Dore abagize umuryango wa Christine Mukazayire : umugabo we yitwa Charles, abana batatu barimo abakobwa babiri, Isabelle na Hope, Arsène n’umuhungu umwe, Arsène. Ariko hari n’abandi.

2.3.2. Analysis

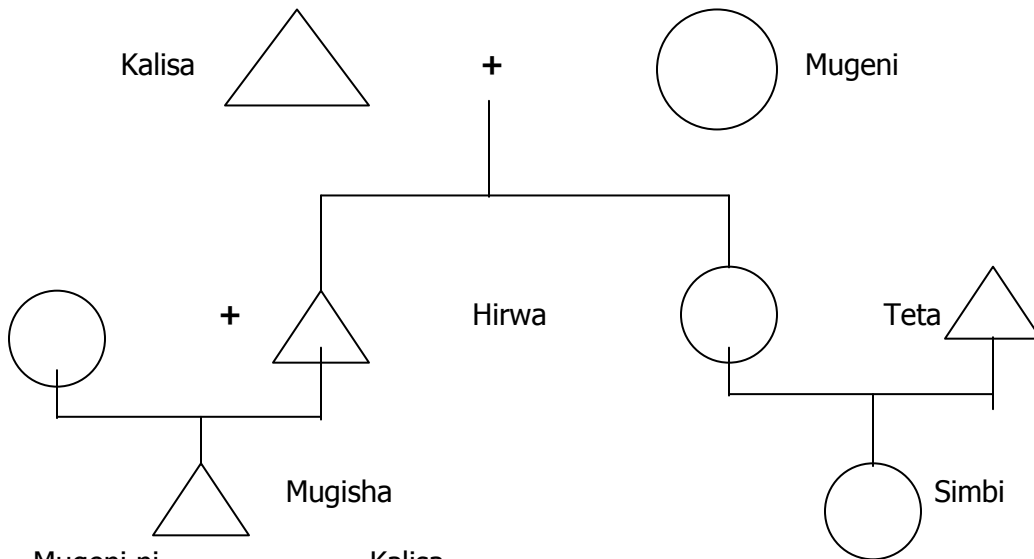
The underlined words are words used when showing or representing something/someone. Here are the other ways to do it:

Examples :

- Dore umugabo wa Christine, yitwa Charles
- Dore abana babo
- Aba ni abana babo
- Reba umuhungu wa Christine

III. PRACTICE

III.1. Fill in the blanks: *From this family tree, describe different family relationships and fill in the sentences below appropriately.*



1. Mugeni ni _____ Kalisa.
2. Kalisa ni _____ wa Mugeni.
3. Teta ni _____ wa Hirwa.
4. Hirwa ni _____ wa Teta.
5. Kalisa ni _____ wa Teta na Hirwa.
6. Mugeni ni _____ wa Teta na Hirwa.

7. Hirwa ni _____ wa Simbi.
8. Mugisha ni _____ wa Simbi.
9. Teta ni _____ wa Mugisha.
10. Mugisha ni _____ wa Teta.
11. Simbi ni _____ wa Hirwa.

III.2. Q & A

1. Ninde perezida wawe?

2. Ninde perezida wanjye ?

3. Perezida wacu ni Barack Obama?

4. Ninde perezida wacu?

5. Kalisa ni papa wawe?

6. Ninde papa wawe ?

7. Ninde mama wawe ?

8. Kagame Paul ni Perezida wawe?

III.3. Translation

Translate the following sentences into Kinyarwanda and share your answers with your classmates.

1. Where is your family?

2. Your books are in your room.

3. Where are their trainers?

4. Who is our Peace Corps Country Director?

5. His son is going home.

6. My children are in town.

IV. LINK TO THE HOST COMMUNITY

Visit your Resource Family with the photos of your family. Ask two of them the questions below. Then explain the family relation between you and people on the photos. Make sure you are able to present your family in Kinyarwanda the next language class without using your notes.

Questions:

1. Umuryango wawe uri he?

2. Umuryango wawe ufite abantu bangahe?

3. Ni nde mukuru mu muryango wanyu?

4. Abaturanyi banyu ni abantu beza?

5. Abana banyu bari ku ishuri?

V. SELF EVALUATION

Trainee's name: _____ Class: _____

How did you perform this competency?

This table as a self-assessment checklist for you to monitor your own learning in order to be an active independent language learner. After you complete a lesson, just put a tick to each category that you feel best describe your performance. If you still are uncomfortable with that lesson, please take time to brush it up with the LCF or study from the lesson chapter again.

	I can not yet perform
	I perform minimally
	I perform adequately
	I perform well

I have specific problem in:

- General comprehension of the text or the dialog
- Understanding vocabulary
- Grammar
- Doing exercises

Vocabulary and new expressions

Aba	These
Dore	There is/are
Gute	How?
kabiri	Two
Iki ?	Who?
Kusobanura	Explain
Mama	Mother
Mubyara	Cousin
Umuco	Culture
Umukobwa	Girl
Mukuru	Big brother/Big sister
Murumuna	Little brother/little sister
Musaza	Brother
Mushyiki	Sister
Mwana/Bana	Child/Children
Nyirakuru	His/her grand mother
Nyirasenge	His/her aunt
Nyogokuru	My grand mother
Nyogosenye	Your aunt
Masenge	My aunt
Papa	Father
Reba	Look
Sekuru	His/her grand father
Gatatu	Three
Tubahaye ikaze	Welcome
Umuhungu	The son/boy
Umuryangao	Family
Umwe	One
Uyu	This

**TOPIC # 4: Gushaka amakuru ku bintu bibabaje cyangwa bishimishije /
Imibanire y'abantu n'abandi**

*Name and gather information about some happy and unhappy events /
interpersonal relationship.*

LEARNING OBJECTIVES FROM KSAs

- **Tell someone else at least three correct names of happy or unhappy events in Kinyarwanda.**

Kubwira undi muntu amazina nyayo nibura atatu y'iminsi mikuru cyangwa ibyago mu Kinyarwanda.

- **Get information in Kinyarwanda about happy/unhappy events.**

Kubaza amakuru mu Kinyarwanda ku bijyanye n'iminsi mikuru cyangwa ibyago.

- **Give information about happy/unhappy events and different ceremonies.**

Gutanga amakuru ku minsi mikuru cyangwa ibyago n'imihango itandukanye



I. MOTIVATION

I.1. DIALOG: Byagenze bite / *What happened?*

SCENARIO:

Uwera is a Rwandan nurse at Kabuga Health Center and she is Helen's colleague, a Peace Corps volunteer. Uwera didn't come to work on Monday and now Helen is asking Kagabo, another Rwandan worker at that center and neighbor of Uwera, what happened?

Helen: Waramutse Kagabo?

Kagabo: Waramutse Helen.

Helen: Ese Uwera ari hehe?

Kagabo: Yoo! Ese ntubizi?

Helen: Byagenze bite?

Kagabo: Uwera yabyaye, ari mu kiruhuko.

Helen: Yoo! Ni byiza. Yabyaye iki?

Kagabo: Yabyaye umuhungu.

Helen: Ni uko, ni uko; niyonkwe. Nshobora kumuzanira indabo?

Kagabo: Byaba byiza mumuzaniye amata.

I.3. Different corners

Different notes	
Culture Circle	<p>Mu muco nyarwanda, kumenya igitsina cy'umwana umubyeyi yabyaye ni ingenzi kubera ko baha agaciro umwana w'umuhungu kurusha uw'umukobwa. Muri iki gihe, bitangiye guhinduka kubera ko uburinganire hagati y'abagabo n'abagore bugenda butezwa imbere mu Rwanda.</p> <p><i>In Rwandan culture, it is very important to know if the new-born is male or female because they give much more value to a male child than to a female one.</i></p> <p><i>Nowadays, things are changing due to the promotion of gender equality.</i></p> <p>Mu muco nyarwanda iyo umubyeyi yabyaye baramusura bakamuhemba (bamushyira ibintu byamufasha n'uruhinja rwe).</p> <p><i>In Rwandan culture, when a mother gives birth, people visit to give congratulations. They bring practical gifts for her and her newborn.</i></p>
Medical Corner	<p>Muri iki gihe abahungu mu Rwanda barashishikarizwa kwisiramuzza kuko bibafasha kugira isuku y'igitsina, bikanabarinda indwara ziterwa n'umwanda kandi bikanabagabanyiriza kuba bakandura indwara zandurira mu mibonano</p>

	<p>mpuzabitsina. <i>Males are being sensitized about circumcision. Now they know it helps them to avoid illness caused by lack of sexual hygiene, and reduce the risks of sexual transmitted diseases.</i></p> <p>Umubyeyi wabyaye arinda umwana we, akamuba hafi kugira ngo abantu batamuroga cyangwa bakamwanduza indwara. <i>A mother who has a new born protects her baby from people who may poison or transmit diseases to them.</i></p>
<p>Safety and security Square</p>	<p>Mu birori umuntu agomba kwitonda, ntasige ibyo kunywa bye bifunguye, cyangwa ibyo kurya kuko bashobora kubiroga. <i>Pay attention when you are participating in a ceremony: never leave your opened drink or food unattended because it may be poisoned.</i></p> <p>Kunywa inzoga nyinshi na byo ni bibi kuko bishobora gutuma abantu baheraho bakakugirira nabi wasinze. <i>Drinking too much beer is dangerous. You may get drunk and there are people who will take advantage of you.</i></p>
<p>Tech Corner</p>	<p>Ni byiza kwambara neza ndetse no kwambara imyenda ijyanye n’ibirori ugiyemo. <i>It’s best to be well dressed at all times and to wear the clothes that are relevant to the ceremonies in which you are attending.</i></p> <p>Hari amakonji yanditse kuri kalindari, hari n’andi aba atanditse ariko bakayavuga kuri radiyo, cyangwa na none bitewe n’ikintu cyabaye(urugero:Ubukwe, gupfusha umuntu wa hafi mu muryango, kurwara,) <i>There are days on the calendar that are viewed as holidays. Other days off are given to people because of a particular event. (example: wedding, a death of a close relative, a sickness,...)</i></p> <p>Hari igihe haba konji kubera igikorwa runaka cya rusange ku baturage .Ni ngombwa kwifatanya n’abandi mu gihe uri umukorerabushake. icyo gikorwa cyitwa Umuganda: Haba umuganda mu gihugu hose kuwa gatandatu wa nyuma wa buri kwezi Umuganda is a community work day in the entire country. It takes place on the</p>

	<i>last Saturday of every month. Volunteers should also participate.</i>
Language tips	<p>"Abavumbyi": ni abantu baba baje mu birori kugirango nabo banywe kandi barye. Ntibatwerera, ntibanatanga imfashanyo ijyanye n' umuhango.</p> <p>"Abavumbyi": <i>It is the name given to the non-invited people who come to the ceremony to drink and to eat. They don't contribute or help in the ceremony.</i></p>

I. EXPLOITATION

II.1. VOCABULARY

Happy and unhappy events / *Iminsi mikuru n'ibyago*

II.1.1. Context

Uwera yarabyaye. Ejo hashize yakoze umunsi mukuru wo kwita izina.

Yohana **yapfushije** umugore umugore, bari **mu kiriyo**.

Jane yakoze ubukwe ejo none se **yapfuye**. **Birababaje**.

Kinyarwanda

English

Umunsi mukuru

Ubukwe

Ubunani

Kwita izina

Noheli

Icyunamo

Ikiruhuko

Pasika

Umunsi w'intwari

Expressions related to happy and unhappy events:

Yooo!

Ese!

Ntubizi

Byagenze bite?

Habayeye iki?

II.3. GRAMMAR: Simple past tense / *Impitakera*

II.3.1. Context:

Ejo Uwera yarabyaye. Yabyaye umuhungu. Abantu barishimye.

II.3.2. Analysis

Ejo Uwera yarabyaye

Ejo njye nararwaye

Ejo wowe warasetse

Ejo abantu barishimye

Rule:

These underlined verbs are in the simple past tense. In Kinyarwanda, to conjugate a verb in the simple past tense, we replace the "ku" or "gu" of the infinitive by the **verbal prefix** plus the **tense marker "a-ra"** if the verb does not have an object, or **"-a-"** if it does, plus **root** plus the **end syllable "-ye"**.

Example: Yarabyaye

- Infinitive: Kubyara ku-byar-a
- **ku** is the infinitive mark.
- **byar** is the verbal root.
- **a** is the infinitive final.

Simple past: Yarabyaye ⇒ a-a-ra-byar-ye / Yarabyaye

Rules:

a+a ⇒ ya
r+the final ye ⇒ ye

Examples:

INSHINGA	IMBUNDO	IMPITAKERA	ICYITONDERWA
Yarabyaye	Kubyara	a-a-ra-byar-ye	a -> y / - a r -> ϕ / - ye
Wararirimbye	Kuririmba	u-a-ra-ririmb-ye	u -> w / - J
Narasetse	Guseka	n-ara-sek-ye	ku -> gu / - indagi k + y = ts

In "yarabyaye":

1. The personal pronoun "a" becomes "y" because it comes before a.
2. The tense marker = **ara**
3. The root of the verb = **-byar-** loses its **r** when combined with the final **ye**
4. The final is **ye**.

More examples:

- Ejo Kalisa yararwaye.
- Umwaka ushize naratewe.
- Mugabo yarasaze.

a) Uwera yabyaye umuhungu

Rule: The ending -ye of the past makes the following changes:

K+ye=tse

S+ye=she

r+ye=ye

t+ye=se

r+ye=ze

g+ye=ze

Examples:

- Ejo navuze icyongereza.
- Umwaka ushize naguze imodoka.
- Mu cumweru gishize wariye igitoke mu kabari.
- Ejo John na Mary bakoze ubukwe

II.2. LINGUISTIC FUNCTIONS:

Inquiring about happy and unhappy events / *Kubaza amakuru ku minsi mikuru n'ibyago*

II.2.1. Context:

A: Kwa Kagabo ko hari abantu benshi habaye iki? Hari ubukwe?

B: Oya, si ubukwe.

A: None ni iki cyabaye ?

B: Umwana we yapfuye bari mu ihamba.

II.2.2. Analysis

In Kinyarwanda to inquire about happy and unhappy events, we use questions like "**Habaye iki?** or "**Byagenze bite?**", the answer may be "**Habaye_____**" which means "there is" or "there are"

Example:

Habaye ubukwe. Habaye icyunamo. / There is a wedding. There is mourning.

III. PRACTICE

III.1. Pair work: *Sit in pairs & read the following sentences. Then underline the names of happy events and put in brackets the names of unhappy events.*

- Ubukwe bwa Mugeni ni ku bunani
- Kuri Noheri, Gasana yise umwana izina. Rachael yagiye i Kigali kuri Pasika ishize.
- Ku muni w'intwari, twanyoye inzoga nyinshi.

III.2. Free discussion: *Discuss how the following days are celebrated in the USA.*

- Noheri

- Ubunani

- Umunsi w'ubukwe

- Umunsi w'icyunamo

III.3. Conjugation: *Conjugate the verbs in brackets in the simple past tense.*

1. Ejo hashize David (Guhobera) Mary.

2. Njyewe (Kubyara).

3. Mu cyumweru gishize, muganga (Kuvura) abarwayi?

4. Ejo hashize Peter (Kujya) muri Barthos Hotel.

5. 9/11/2001 Abanyamerika (Gutora).

6. Mu kwezi gushize, Kalisa (Kurwara) malariya.
-

IV. LINK TO THE HOST COMMUNITY

Go and ask your host families about the main events they celebrate and how they celebrate them. Use the following questions and be prepared to report the information in your classroom.

Mugende mubaze abarimu banyu iminsi mikuru bizihiza n'uko bayizihiza, mwifashishije ibibazo bikurikira kandi mwitegure kuvuga mu ishuri ibyo bari bubabwire.

Question /Ikibazo :

Iminsi mikuru mukunda kugira ni iyihe?

Muyizihiza mute? (igenewe ba nde, haba hari iki?, Kangahe mu mwaka?,.....)

V. SELF EVALUATION

How did you perform this competency?

This table serves as a self-assessment checklist for you to monitor your own learning in order to be an active independent language learner. After you complete a lesson, just put a tick to each category you feel best describe your performance. If you still are uncomfortable with that lesson, please take time up with the LCF or study from the lesson chapter again.

	I cannot yet perform
	I perform minimally
	I perform adequately
	I perform well

I have specific problem in:

- General comprehension of the text or the dialogue
- Understanding vocabulary
- Grammar
- Doing exercise

VOCABULARY AND NEW EXPRESSIONS

Byagenze bite?	What happened?
Ese!	Is it true?
Habaye iki?	What happened?
Icyunamo cya genocide	Memory of genocide
Ikiruhuko	Vacation
Kwita izina	Give a name (naming ceremony)
Noheli	Christmas
Ntubizi?	Don't you know?
Pasika	Easter
Ubukwe	Wedding
Ubunani	New Year
Umunsi mukuru	A party
Umunsi w'intwari	Hero's day
Yooo!	Hey!
Gushyingura/ Guhamba	Burrying ceremony

TOPIC # 5: Kwemera cyangwa guhakana ubutumire mu kinyabupfura / Imibanire y'abantu

Politely accept or refuse an invitation / Interpersonal relationships

LEARNING OBJECTIVES FROM KSAs

- **Describe in Kinyarwanda to somebody, cultural events and ceremonies.**
Gusobanurira umuntu mu Kinyarwanda adasomye imihango ijyanye n'umuco n'iminsi mikuru.
- **Politely invite friends, colleagues or neighbors to different events, ceremonies.**
Gutumira mu kinyabupfura inshuti, bagenzi bawe cyangwa abaturanyi mu mihango itandukanye.
- **Accept politely an invitation from somebody by using appropriate structures in Kinyarwanda.**
Kwemera mu kinyabupfura ubutumire bw'undi muntu, ukoresheje imivugire nyayo y'ikinyarwanda.
- **Decline politely an invitation from somebody by using appropriate structures in Kinyarwanda.**
Guhakana ubutumire bw'undi muntu, ukoresheje imivugire nyayo y'ikinyarwanda.



I. MOTIVATION

SCENARIO:

Marc a PCT and Anne, a worker at CHUB (Centre Hospitalier Universitaire de Butare) met during a session about HIV/AIDS. Anne invites Marc to her wedding ceremony.

I.1. Dialog

Anne: Amakuru Marc?

Marc : Ni meza.

Anne : Naragushatse ngo ngutumire ndakubura. Mfite ubukwe kuwa gatandatu. Ndagutumiye.

Marc : Sinzaboneka. Nzaba ndi mu mahugurwa..

Anne: Eh!! Ntakibazo. Urabeho.

Marc: Urabeho.

I.2. Comprehension check

Ibibazo ku kiganiro / Questions from the dialog

- Ni bande bavuga mu kiganiro? / *Who is talking in the dialog?*
- Anne afite iki kuwa gatandatu? / *What does Anne have on Saturday?*
- Marc azajyayo? / *Will Marc go there?*
- Yavuze iki? / *What did he say?*

I.3. Different corners

Different notes	
Cultural Circle	Mu muco wa Kinyarwanda, mu bukwe haza uwatumiwe n'utatumiwe ariko uwahawe ubutumire bwanditse yumva ko agomba gutwerera. <i>In Rwandan culture weddings are attended by both invited and non-invited people. They are expected to contribute money, beer or give gifts.</i>
Medical Corner	Mu mihango imwe n'imwe n'igihe batanze ibiryo hitamo ibyo ukeka ko byatunganijwe neza kandi bifite isuku. Urugero: ibishyimbo, umuceri... <i>During events where food is offered, choose the food you think is well prepared and clean.</i>

<p>Safety and security Corner</p>	<p>Ahantu hamwe na hamwe nko mu tubari cyangwa resitora, usabwe gukora ibyo abandi bakora ukoresha ibirahure cyangwa utabikoresha mu kunywa.ugomba kubanza kwitegereza ibyo bakora. ikindi Ntugomba gusiga ikirahuri cyawe ngo ugende ugaruke ugifate , ugomba kwitonda kuko bashobora kukuroga.</p> <p><i>In places like bars or restaurants, imitate people by using glasses or not when you drink. Don't leave your glass unattended.</i></p>
<p>Tech Corner</p>	<p>Iyo watumiwe n'inshuti cyangwa umuturanyiubury owambayebugaragaza agaciro wahaye uwo muhango n'umuntu wagutumiye. Gerageza kwambara bikwiye.</p> <p><i>When invited by a friend or a neighbor, the way you dress shows the respect you have for that person and the ceremony.</i></p>
<p>Language tips</p>	<p>Dusangire ubuzima bwacu! <i>Let's share our life!</i></p> <p>Dusabane! <i>Let's socialize!</i></p> <p>Bikugere ku nyota! <i>May it reach your thirst?</i></p>

II EXPLOITATION

II.1. VOCABULARY: *Specific actions for invitation*

II.1.1. Context

Kinyarwanda	English
<p>Lucy : Ushobora kuza <u>tugasangira</u> muri Hotel Heritage nimugoroba ?</p>	<p><i>Lucy:</i> _____</p>
<p>Patrikc: Oya. Ni kure.</p>	<p><i>Patrick:</i> _____</p>
<p>Lucy: Tujyane <u>gutembera</u> hano hafi?</p>	<p><i>Lucy:</i> _____</p>
<p>Patric: ibyo ntakibazo.</p>	<p><i>Patric:</i> _____</p>

II.1.2. Specific actions:

Kinyarwanda

English

-Kubyina

-Gusangira

-Gutembera

-Koga / Kwoga

-Kwiruka _____
 -Ubukwe _____

Other words and expressions:

- Amahugurwa _____
 - Gutumira _____
 - Kuboneka _____
 - Gushaka _____
 - Kubura _____
 - Ntakibazo _____

II. GRAMMAR: Using the auxiliary verb "gushobora"

II.1. Context

Aly: Ushobora kuza tugatembera? Aly: _____
 Omar: Oya, sinshobora kuza. Ndananiwe. Omar: _____

II.2. Use of "Gushobora"

<i>Verb in infinitive</i>	<i>Subject</i>	<i>Root</i>	<i>Termination</i>
Gushobora	1 st sing. n	+shobor	-a
	2 nd sing. u	+shobor	-a
	3 rd sing. a	+shobor	-a
	1 st plur. du	+shobor	-a
	2 nd plur. mu	+shobor	-a
	3 rd plur. ba	+shobor	-a

Examples:

Nshobora kuza kubyina.
 Ushobora kuza kubyina.
 Ashobora kuza kubyina.
 Dushobora kuza kubyin.
 Mushobora kuza kubyin.
 Bashobora kuza kubyin.

II.3. Affirmative and negative form

Affirmative form	Negative form	In English
Nshobora kuza	sinshobora kuza	I can't come.
Ushobora kuza	ntushobora kuza	You can't come.
Ashobora kuza	ntashobora kuza	He can't come.

Rule:

*In the negative form, when you refuse for yourself you use a negative word "si".
When you refuse for other people you use "nt".*

II.3. LINGUISTIC FUNCTIONS: *Ways of inviting, refusing and accepting invitation.*

II.3.1. Context

Bosco: Andy, ushobora kuza tukajya kubyina nimugoroba?

Would you mind dancing with me this evening?

Andy: Yego ndaza. (With gestures)

Yes I am coming.

II.3.2. Other ways of inviting persons

- Ndagutumiye ni mugoroba
I invite you this evening.
- Tujyane kubyina
Let's go dancing.
- Uze kureba umukino wacu
Come and see our match.
- Muzaze mu bukwe
Please come to our wedding.
- Uzifatanye natwe
Please be together with us.
- Uzaboneka ejo?
Will you be available tomorrow?
- Ufite akanya tuge gutembera?

Do you have a time to walk with me?

- Ushobora kuza kureba filime?

Can you come and watch a movie?

II.3.3. Different ways of refusing and accepting an invitation:

Refusing an invitation

- Oya / No
- Ntamwanya / No time.
- Sinzaba mpari / I'll not be there
- Sinzaboneka / I'll not be available

Accepting an invitation

- Yego / Yes
- Ndaza / I'll come
- Nzaboneka / I'll be available
- Ntakibazo / No problem

III. PRACTICE

III.1. Fill in the blank

Complete the sentences using one of the following words from dialog: [bazamukwa, nkutumire, sinzaboneka, mahugurwa, yantumiye]

1. John yantumiye, kuko umukobwa we _____
2. Ariko _____
3. John _____ kuko umukobwa we bazamukwa.
4. Marc naragushatse ngo _____ ndakubura.
5. Nzaba ndi mu _____

III.2. Writing

Work in pairs to analyze this invitation in Kinyarwanda and write another one using your own imagination / Itegereze ubu butumire, nurangiza Wandike ubundi Ukoresheje amagambo yawe bwite. (babiri babiri).

Ubutumire.

Umuryango wa Gasana wishimiye kubatumira mu bukwe bw' abana babo, Anitha na Eric buzabera muri Hotel Credo, i Butare kuwa gatandatu tariki 21-3-2009 saa munani.

III.3. Scrambled text

Work in pairs. Arrange these words in Kinyarwanda so that you have an invitation with the same meaning as the one you have in English / babiri babiri. shyira aya magambo yo mu kinyarwanda kumurongo ugire (ukore) ubutumire busobanura nkubwo ufite mu cyongerza.

Invitation in English

The families of François HATEGEKIMANA and GATERA Jean have the pleasure of inviting you to the wedding ceremonies of their children: KEZA Alice and Eric KALISA which will take place on 28/03/2009.

At 10:00 am: Introduction and dowry ceremony at Mbazi.

At 2:00 pm: Religious ceremony in G.S.O.B.

Thereafter, a reception will take place in H.V.P Gatagara hall.

Your presence is highly appreciated.

Invitation in Kinyarwanda

muri sale ya H V P Gatagara. - 10:00am: Gusaba no gukwa i Mbazi. – kwifatanya natwe bizadushimisha. – nyuma y’iyo mihango - 2:00pm : Gusezerana imbere y’imana – Imiryango ya François HATEGEKIMANA – mu bukwe bw’abana babo: – abatumiwe bazakirirwa – na GATERA Jean – muri cahapelle ya G.S.O.B. – KEZA Alice na – yishimiye kubatumira – Buzaba tariki ya 28/03/2009. – Eric KALISA.

IV. LINK TO THE HOST COMMUNITY

Go and ask the following questions in Kinyarwanda to the people indicated and be prepared to report on your interview during the next class.

- Ni iyihe minsi mikuru mukunda gutumirwamo?
In which ceremonies / party are you invited to more often?

- Guhakana ubutumire biroroshye ?/ *Is it easy to refuse an invitation?*

- Kuki ?/ *Why ?*

Go and ask for the copy of the invitation to the people indicated by a facilitator and then compare the Kinyarwanda and English invitations in order to describe difference and similarities in the two languages. Give feedback in the next class.

V. SELF EVALUATION

Trainee's name: _____ **Class:** _____

How did you perform this competency?

This table as a self-assessment checklist for you to monitor your own learning in order to be an active independent language learner. After you complete a lesson, just put a tick to each category that you feel best describe your performance. If you still are uncomfortable with that lesson, please take time to brush it up with the LCF or study from the lesson chapter again.

	I can not yet perform
	I perform minimally
	I perform adequately
	I perform well

I have specific problem in:

- General comprehension of the text or the dialog
- Understanding vocabulary
- Grammar
- Doing exercises

APPENDIX

Vocabulary and new expressions

Kinyarwanda	English
Amahugurwa	Training
Gusangira	To share
Gushaka	To want / To look for
Gutembera	To walk
Gutumira	To invite
Koga	To swim / To shower
Kuboneka	To be present
Kubura	To not find
Kubyina	To dance
Kwiruka	To run
Ntakibazo	It's OK / No problem
Ubukwe	Wedding ceremony

TOPIC # 6: Gusobanura uko umerewe / Imibanire y'abantu n'abandi
Describe your health / Interpersonal relationships

LEARNING OBJECTIVES FROM KSAs

- **Describe your physical well being in Kinyarwanda to somebody else or to a doctor or nurse.**

Gusobanurira mu Kinyarwanda undi muntu cyangwa umuganga uko umerewe ku mubiri.

- **Name different parts of the body and say where you are hurting.**

Kuvuga amazina y'ibice bitandukanye by'umubiri no kuvuga ahababara.

- **Get information about one's health.**

Kubaza amakuru ku buzima bw'undi muntu.



I.MOTIVATION

Scenario

A dialog between Jack, a PCV, and Zilpah, his neighbor who visits him at home.

I.1. Dialog

Zilpah: Mwaramutse?

Jack: Mwaramutse!

Zilpah: Amakuru yawe?

Jack: Ni meza ariko ndarwaye.

Zilpah: Urwaye iki?

Jack: Ndababara umutwe kandi ndakorora cyane.

Zilpah: Yooo! ihangane ujye kwivuza.

Jack: Yego urakoze.

Zilpah: Ngaho mwirirwe!

Jack: Mwirirwe namwe!

I.2. Comprehension check

1. Ni nde urwaye?
2. Arababara he?
3. Ese arajya kwivuza?

I.3. Different corners

Different notes	
Cultural Circle	Mu Rwanda hari umuco wo gusurana cyane cyane abarwayi; ubasuye abashyira nk'icyo kunywa. <i>In Rwanda, people pay visits to the sick & respectfully bring food and drink.</i>
Medical Corner	Hari indwara zimwe na zimwe abantu batavuga ko bazirwaye. Urugero: SIDA, Igituntu, etc. Kugirango badahabwa akato. <i>Patients with illnesses such as AIDS & tuberculosis don't admit that they suffer from those illnesses because they are afraid of being discriminated against.</i>

<p>Safety and security square</p>	<p>Igihe urwariye kwa muganga ugomba kwitonda kuko mubitaro bariba. Sibyiza kujyana yo ibintu by’agaciro kanini nka lap top cyangwa amafaranga menshi. Ikindi n’abanzi bawe bashobora kuboneraho bakakuzanira ibiryo biroze cyangwa bagatuma abandi. Igihe ugiye kwivuza cyane cyane uri umukobwa, umuforomo cyangwa Dogiteri ashobora kubigenderaho akakubwira ibijyanye n’imibonano mpuzabitsina. Mu bihe bimwe na bimwe by’amakuba nk’intambara, bu bitaro hafatwa nk’ubuhungiro.</p> <p><i>When you are hospitalized you must be cautious. People may steal your belongings. Additionally, your enemies can benefit from your illness, for example by feeding you contaminated or poisoned food. When you go to the doctor, especially when you are a female, be aware that your nurse or doctor may also take advantage of you by sexually harassing you.</i></p> <p><i>In some emergency cases like wars, hospitals are considered a safe place to go.</i></p>
<p>Tech Topic</p>	<p>Iyo wigisha cyangwa ushishikariza abantu ku ndwara zimwe na zimwe ntugomba kuvuga abantu mu mazina cyangwa umunyeshuri urwaye izo ndwara.</p> <p><i>When you are teaching or sensitizing people about some sicknesses don’t name people who suffer from those diseases.</i></p>
<p>Language tips</p>	<p>Hari umuco wo gusubiza ko amakuru ari meza nyamara hari n’ibibazo bitagenda.</p> <p><i>When you greet someone by saying "Amakuru yawe" (How are you?), people usually say that everything is alright even if there are problems.</i></p>

I. EXPLOITATION

II.1. VOCABULARY : Imvugo zijyanye n’uko ubuzima bumeze *Expressions relating to the state of health*

<i>Kinyarwanda</i>	<i>English</i>
• Kumererwa nabi	_____
• Kuremba	_____
• Gucumbagira	_____
• Kubyimbirwa	_____

- Kwivuza _____
- Kubabara _____
- Kuvunika _____
- Gukonja _____
- Kugira isereri _____
- Kugira umuriro _____
- Kubabara _____
- Gutitira _____
- Kuruka _____

II.2. Ibice bigize umubiri w'umuntu / Parts of human body

- Umutwe _____
- Ukuboko _____
- Ukuguru _____
- Ijisho _____
- Izuru _____
- Umunwa _____
- Ikirenge _____
- Inda _____
- Umugongo _____
- Agatuza _____

II.3. GRAMMAR: Inshinga "Kurwara" mu ndagihe / Verb **to be sick** in present tense

Jack yabwiye Zilpah ati: "ndwaye umutwe" kandi ndwaye n'inkorora, Zilpan nawe ati "nange ndwaye mu nda n'abana bannjye barwaye malaria".

The verb in this statement, "ndwaye" is in the present tense.

Rule: In Kinyarwanda, when conjugating a verb in present tense, we start with the subject, then the expression of time and the radical.

Example:

Infinitive	Subject	Prefix	Radical	Termination
Kurwara	1 st sing n -	ra -	rwar -	ye
	2 nd sing u -	ra -	rwar -	ye
	3 rd sing a -	ra -	rwar-	ye

Rule: In Kinyarwanda, when **n** is followed by **r** it gives **nd**

Example: Ndarwaye => n - ra - rwar - ye
n + r = nd or R - / n → d

Rule: When **r** is before **y** it is cancelled.

Example: Urarwaye => u - ra - rwar - ye r → ∅ / - y

II.2. LINGUISTIC FUNCTIONS: Kuvuga uko umerewe/Describe his/her health

Soma iki kiganiro kandi akora ku gice kirwaye uvuga nk'umurwayi.

Read this dialog and touch the part of the body you suffer from.

A: Amakuru yawe? (*How are you?*)

B: Ndwaye umugongo, ndababara cyane merewe *nabi.*/ *I have backache, I'm feeling very bad.*

A: Wowe se umeze gute? / *What about you?*

B: Sha nange ndaribwa mu nda, mfite umuriro, ndakorora, kandi ngira isesemi./ *Me also I feel pain in my belly, I have fever, I cough and I have nausea.*

Other phrases:

- 1 Ndorohereha/ *I am getting better*
- 2 Ndakomeretse *I am injured*
- 3 Ndababara / *I feel pain*
- 4 Ndacumbagira / *I am limping*

III. PRACTICE

III.1. Fill in the blanks

Fill the following words in the sentences below/ Uzuza aya magambo mu nteruro zikurikira:

[ukuboko, arababara, yavunitse, arwaye, yagize umuriro, kwivuza, afite, cyane, amaboko, amaguru, arakonje, umutwe.]

- Paul yabyimbye _____, none _____
- Paul _____ ukuguru kandi _____ amaso
_____ cyane
- Yarembye _____ kandi _____ umuriro
- Paul arwaye, _____ cyane
- Umuntu afite _____ abiri, _____ abiri,
ariko _____ ni umwe.

III.2. Transformation exercise

Interuro iri mu ndango yemeza irajya mu ndango ihakana, ihakana ijye muyemeza.
Rewrite the sentences in affirmative form if they are in negative and vice versa.

- Ndwaye umugongo. _____
- Sity ntiyavunitse ukuboko. _____
- John yarembye cyane. _____
- David ntamerewe neza. _____
- Anne yabyimbye urutoki. _____
- Sony ntarwaye umutwe. _____
- Abuba afite isereri. _____
- Taty ntafite umuriro. _____
- Freddy arakonje. _____

III.3. Text scrambling: Put the text in order to form an appropriate dialog

- _____ Ndajyayo uyu muni
- _____ Murakoze mwirirwe!
- _____ Ni meza, ariko.
- _____ Umerewe ute?
- _____ Merewe nabi!
- _____ Kandi ndakorora cyane
- _____ Mwirirwe!
- _____ Mfite umuriro mwinshi

_____ Ihangane ujye kwa muganga

_____ Amakuru yawe?

IV. LINK TO THE HOST COMMUNITY

Go to the people indicated to you by your facilitator and ask them about their health using the following questions:

1. Umeze ute? / *How do you feel?*
2. Urarwaye? / *Are you sick?*
3. Urwaye iki? / *What are you suffering from?*
4. Urababara he? / *Where do you feel pain?*
5. Wavunitse? / *Are you broken?*
6. Urwaye umutwe? / *Are you sick with headache?*
7. Urwara igifu? / *Do you have stomachache*

V. SELF EVALUATION

Trainee's name: _____ **Class:** _____

How did you perform this competency?

This table as a self-assessment checklist for you to monitor your own learning in order to be an active independent language learner. After you complete a lesson, just put a tick to each category that you feel best describe your performance. If you still are uncomfortable with that lesson, please take time to brush it up with the LCF or study from the lesson chapter again.

	I can not yet perform
	I perform minimally
	I perform adequately
	I perform well

I have specific problem in:

- General comprehension of the text or the dialog
- Understanding vocabulary
- Grammar
- Doing exercises

VOCABULARY AND NEW EXPRESSIONS

Kinyarwanda	English
kurwara	To be sick
Gucumbagira	To limp
Gukonja	To be cold
Kubabara	To suffer/to feel pain
Kubyimbirwa	To swell
Kugira isereri	To feel dizziness
Kugira umuriro	To have fever
Kumererwa nabi	To feel bad
Kuremba	To be extremely sick
Kuvunika	To be broken (part of the body)
Kwivuzza	To see the doctor for treatment

TOPICS # 7: Gutabaza abaturanyi / Imibanire y'abantu

*Seek help from community members in case of emergency /
Interpersonal relationship*

LEARNING OBJECTIVES FROM KSAs

- **Identify situations where one needs to seek help.**
Kugaragaza ibintu umuntu ashobora kwakamo ubufasha.
- **Explain in Kinyarwanda emergency situation to a local authority or to a neighbor.**
Gusobanurira mu kinyarwanda ibihe by'amakuba umuyobozi w'ibanze cyangwa umuturanyi.
- **Answer to specific questions related to the emergency situation.**
Gusubiza ibibazo runaka bijyane n'ibihe by'amakuba.



I. MOTIVATION

I.1. Scenario

Patrick, a Peace Corps volunteer, is seeking help from his Rwandan neighbor Petero because a burglar is trying to break into his home.

I.2. Dialog

Patrick: Ayi weee! Nimuntabare nimuntabare kwa Petero!
 Petero: Ni ibiki ni ibiki?
 Patrick: Natewe nimuntabare
 Petero (ahageze): Byagenze bite Patri?
 Patrick: Umuntu yahonze cyane ku rugi. Namubonye afite umuhoro yambaye ingofero y'umukara.
 Petero: Yoo! uwo ni umuntu mubi. Ni umujura. Humura yagiye
 Patrick: Oya rwose ni muntabare mumufate.
 Petero: Yagiye
 Patrick: Sinshobora kuryama muri iyi nzu nnyenyine

I.3. Different corners

Different notes	
Cultural Circle	Mu Rwanda, iyo umuntu atewe atabaza mbere na mbere abaturanyi, bakabimenyesha abayobozi nyuma. Ni inshingano ya ngombwa gutabara umuntu ubikeneye cyangwa watewe n'abagizi ba nabi cyane cyane umuturanyi <i>In Rwanda when somebody is attacked, he should first seek help from community members and then from the local authorities. It's a moral obligation to help somebody, especially a neighbor, who is in need or is attacked.</i>
Medical Corner	Mu gihe wakomeretse, ugomba kwitondera ibikoresho byagukomerekeje ukabibwira muganga kugirango amenye uburyo yagufasha mu kukurinda izindi ndwara ushobora kwanduzwa n'ibyo bikoresho. Ikindi iyo umuntu yakomeretse aba yahungabanye kurusha uko yakomeretse, ni ngombwa kumufasha mu ihungabana. <i>When you are injured you must be careful of objects that injured you It's wise to tell your medical worker in order to help you to prevent other diseases that</i>

	<i>can be caused by those objects.</i>
Safety and security square	<i>Mu cyaro, iyo watewe n'umujura, ushobora gusaba umuturanyi wawe cyangwa umwe mu bana be kukuraza mu nzu yawe igihe ufite ubwoba. In villages, after being attacked by a thief, you may ask your neighbor or one of his/her children to spend the night in your house with you to help you overcome any fear you may have.</i>
Tech Corner	<i>Mu gihe cy'amakuba cyangwa Ibiza nk'umutingito, umwarimu afite inshingano zo gufasha abanyeshuri ataberetse ko afite ubwoba. In case of emergency or a natural catastrophe like earthquake, teachers are responsible of taking care of their students and giving them directions without showing that they are afraid.</i>
Language tips	<i>Bene Ngango is a polite way to call somebody as "umujura" which means "thief" or "pick pocket".</i>

II. EXPLOITATION

II.1. VOCABULARY: Amagambo yerekana ibikorwa by'ubugizi bwa nabi

Words that express different crimes

Kinyarwanda

English

- | | |
|---------------------|-------|
| a) gutera (icyuma) | _____ |
| b) Kurasa (imbunda) | _____ |
| c) Gukubita | _____ |
| d) Kwiba | _____ |
| e) Kurwana | _____ |
| f) Guhonda | _____ |
| g) Kwica | _____ |

Andi magambo yo mu kiganiro / Other words from the dialog:

- | | |
|--------------------------|-------|
| • Umuntu mubi | _____ |
| • Urugi | _____ |
| • Humura | _____ |
| • Gushobora (sinshobora) | _____ |
| • Kuryama | _____ |

II.2. GRAMMAR: *Impitakare*/ Present perfect

Saa mbiri, Janet ari mu ishuri → At *eight o'clock*, Janet is in the classroom.

Saa yine, Janet agiye mu mujyi → *At ten o'clock, Janet is going to the town.*

→Saa sita:

A: Janet ari he?

B: Yagiye mu mujyi

→ *At noon*

A: *Where is Janet?*

B: *She has gone to town.*

The infinitive of **yagiye** is **kujya**.

Formation: This verbal form is in the present perfect.

Rule: Present Perfect in Kinyarwanda is formed by:
'Verbal prefix' + Radical of the verb + 'ye'

Examples:

- Gusoma: a – a + som – ye → yasomye
- Kuryama: a – a + ryam – ye → yaryamyeye
- Kujya: a – a + gi – ye → yagiye
- Gukubita: n – a + kubit – ye → nakubise
- Kurwana: n – a + rwan – ye → narwanyeye
- Guhonda: a – a + hond – ye → yahonze
- Guhinga: u – a + hing – ye → wahinze
- Guteka: u – a + tek – ye → watetse
- Gutegeka: n – a + tegek – ye → nategetse.

Rule: In present perfect, Kinyarwanda verbs vary as follow:

- Verbs whose radicals end in **"t"** take **se** at the end.
- Verbs whose radicals end in **"d"** take **ze** at the end.
- Verbs whose radicals end in **"k"** take **tse** at the end.

II.3. LINGUISTIC FUNCTIONS: *Gutabaza no gutabara abaturanyi |*
Seeking help and rescuing in case of emergency

II.3.1. Context

A: Ayi wee! Nimuntabare nimuntabare!

B: Ni ibiki ni ibiki?

A: Natewe nimuntabare.

B: komera turaje.

The translation in English is:

A: *Ayi wee! Please help me please help me!!!!*

B: *What's wrong, What's wrong!!!????*

A: *I'm attacked, please help me!!!!*

B: *Be patient, we are coming.*

II.3.2. Explanation

When seeking help and rescuing in case of emergency in Kinyarwanda, we use these structures and exclamations:

- *Ayi wee mama weee! / Eh mommy!*
- *Ayi wee data weee! / Eh daddy!*
- *Natewe nimuntabare! / I'm attacked!*
- *Ihangane turaje! / Be patient, we are coming!*
- *Komera, komera!!! / Be strong, be strong!*

To seek help from local authority in case of emergency in Kinyarwanda, we use these structures:

- *Nta mutekano mfite. / I am not secure.*
- *Amabandi arantero buri muni. / Everyday I am attacked by the robbers.*
- *Ndabona ntagishoboye kuba muri iyi nzu. / I can't stand staying in this house.*

III. PRACTICE

III.1. Fill in the blank: Fill in the blanks with the correct syllables

Uzuza ukoresheje imigemo nyayo.

- K_____na ni bibi.
- Umupolisi agiye gu_____bita umujura.
- Ntambara amaze gu_____nda ku rugi.
- Gu_____ta abana ni bibi.
- Abajura bakunda _____.
- Ibyihebe bikunda _____ca abantu.
- Iyo _____ icyuma umuntu ava amaraso.

III.2. Conjugation: Conjugate the verbs in brackets in the present perfect tense.

Tondagura mu mpitakare inshinga ziri mu dukubo unazandike neza.

- Umupolisi _____ (gukubita) umujura.
- Umujura _____ (guhonda) ku rugi.

- c) Karekezi _____ (kurwana) na Tadeyo.
- d) Umujura _____ (gusenya) inzu.
- e) Umutoni _____ (guhinga) hanini.
- f) Mama wawe _____ (guteka) ibirayi.
- g) Félicien _____ (kwigisha) ikinyarwanda.

III.3. Matching words and making a sentence:

Match the words in each column to compose meaningful sentences.

Huza amagambo ari mu bice bikurikira ukureme interuro zumvikana.

Njyewe Paul Umugabo Wowe Umutetsi Jack Umujura	yarwanye yariye nahinze yahonze wadoze yakubise yatetse	imyenda ibirayi abana umuceri ku rugi n’umugore
--	---	--

Example: Umugabo yakubise abana .

IV. LINK TO THE HOST COMMUNITY

Go to the people or families indicated to you by your Facilitator and ask other different words or phrases that are used when asking for rescue.

V. SELF EVALUATION

Trainee’s name: _____ **class** _____

How did you perform this competency?

This table as a self-assessment checklist for you to monitor your own learning in order to be an active independent language learner. After you complete a lesson, just put a tick to each category that you feel best describe your performance. If you still are uncomfortable with that lesson, please take time to brush it up with the LCF or study from the lesson chapter again.

	I can not yet perform
	I perform minimally
	I perform adequately
	I perform well

I have specific problem in:

- General comprehension of the text or the dialog
- Understanding vocabulary
- Grammar
- Doing exercises

VOCABULARY AND NEW EXPRESSIONS

Kinyarwanda	English
Guhonda	To beat
Gukubita	To beat
Gushobora (sinshobora)	Can/to be able
Humura / Kwihangana	To Be patient
Kurwana	To fight
Kuryama	To sleep
Kwiba	To steal
Kwica	To kill
Umuntu mubi	Bad Person
Urugi	Door

Topic # 8: Gusobanurira abayobozi b'inzego z'ibanze ibibazo by'umutekano muke/Imibanire y'abantu.

Describe Safety issues to local authorities/Interpersonal relationships.

LEARNING OBJECTIVES FROM KSAs

1. Describe a situation of safety and security to a neighbor in Kinyarwanda.

Gusobanurira umuturanyi ikibazo cy'umutekano muke mu Kinyarwanda.

2. Comfort a person with safety and security issues using Kinyarwanda.

Gukoresha imvugo ikwiye mu Kinyarwanda mu gufasha umuntu wagize ikibazo cy'umutekano muke.

3. Ask questions in Kinyarwanda about different security issues in your village.

Kubaza mu Kinyarwanda ibibazo by'umutekano mu mudugudu wawe.



I.MOTIVATION

I.1.Dialog/Scenario:

Thomas, umukorerabushake wa Peace Corps, ajya gusobanurira Philip, umuyobozi w'akagari, ibibazo by'abasinzi bamubuza gusinzira.

Thomas, a Peace Corps Volunteer, has gone to Philip's, the Cell Coordinator, to complain about drunken people who disturb him during the night.

Thomas: Mwaramutse muyobozi!

Philip: Mwaramutse! Nimwicare.

Thomas: Murakoze.

Philip: Ko mwazindutse ni amahoro?

Thomas: Mfite ikibazo muyobozi.

Philip: Habaye iki ?

Thomas: Abasinzi bahora bansakuriza igihe cyose guhera mu gitondo. Yewe, nijoro ntibatuma nsinzira, barara batera amabuye ku nzu. Uzi ko bavuze ko nimbibwira abayobozi bazankubita!

Philip : Ooh, ni ikibazo koko. Ihangane ejo tuzakora inama y'akagari tuzareba uko tugikemura.

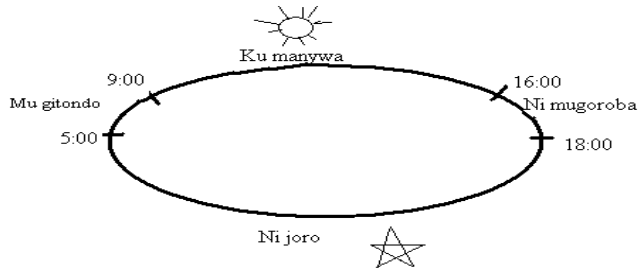
I.2. Different corners

Different notes	
Cultural Circle	<p><u><i>Administrative slowness</i></u> Abayobozi ntibakunze gutanga igisubizo ako kanya akenshi baravuga ngo uzagaruke ejo. Ntugomba kurambirwa.</p> <p><i>Authorities don't like to give a response at the time. They often tell you to come back on the following day. Be patient.</i></p>
Medical Corner	<p>Mu byaro bimwe na bimwe, abantu bashyira ibyatsi bimwe na bimwe cyangwa umunyu kugira ngo bomore igisebe kigikomereka.</p> <p><i>In villages, people use some plants or salt to disinfect a fresh wound.</i></p>
Safety and security square	<p>Kubana n'abaturanyi neza ni uburyo bwo kugira umutekano. Abaturanyi bashobora kuguha amakuru yerekeranye n'abantu babi muri kominote.</p> <p><i>Keeping excellent contacts with neighbors is a way to be safe. Neighbors may give you more information about people in the community.</i></p>
Tech Corner	<p>Hari igihe umuyobozi w'ikigo ashobora kugerageza kuryamana n' umwarimu w'umugore.</p> <p><i>Sometimes, the headmaster may try to sleep with female teachers.</i></p> <p><i>Hari igihe umuyobozi abwira nabi abo akuriye.</i> <i>Sometimes, a superior may rebuke his inferior at work.</i></p> <p>Hari ahantu hamwe na hamwe abagore badahabwa ijamba mu kazi.</p> <p><i>In some areas, a females' voice is not respected at work.</i></p>
Language tips	<p>Maneko ntibivuga umuntu ukora akazi ko kuneka gusa. Bivuga n'umuntu wese utanga amakuru ku bayobozi b'ishuri, mu kazi, mu mudugudu, n'ahandi.</p> <p>"Maneko" <i>doesn't only mean someone whose work is to spy. It also means a person who reports what he/she listens to authorities at schools, work...</i></p>

II. EXPLOITATION

II.1. VOCABULARY: Amasaha n'ibice by'umunsi / Hours and parts of the day

II.1.1. Context: Abanyarwanda benshi bakunze kuryama nijoro hagati ya saa mbiri na saa yine, bakabyuka mu gitondo hagati ya saa kumi n'imwe na saa moya.



II. 1.2. Hours in Kinyarwanda / Amasaha

Ni saa moya	7:00 / 19:00	It's 7:00 / 19:00
Ni saa mbiri	8:00 / 20:00	It's 8:00 / 20:00
Ni saa tatu	9:00 / 21:00	It's 9:00 / 21:00
Ni saa yine	10:00 / 22:00	It's 10:00 / 22:00
Ni saa tanu	11:00 / 23:00	It's 11:00 / 23:00
Ni saa sita	12:00 / 00:00	It's 12:00 / 00:00
Ni saa saba	13:00 / 01:00	It's 13:00 / 01:00
Ni saa munani	14:00 / 02:00	It's 14:00 / 02:00
Ni saa cyenda	15:00 / 03:00	It's 15:00 / 03:00
Ni saa kumi	16:00 / 04:00	It's 16:00 / 04:00
Ni saa kumi n'imwe	17:00 / 05:00	It's 17:00 / 05:00
Ni saa kumi n'ebyiri	18:00 / 06:00	It's 18:00 / 06:00

In Kinyarwanda, hours are said in the same way whether it is during the day or the night because the hour system consists of 12 hours: 12 hours during the day and 12 hours during the night. You can specify if it is necessary.

Mu Kinyarwanda, amasaha avugwa kimwe haba ku manywa cyangwa nijoro kuko hakoreshwa amasaha cumi n'abiri: Cumi n'abiri ku manywa na cumi n'abiri nijoro. Ushobora kubitandukanya bibaye ngombwa.

Example: Ni saa mbiri **z'amanya** (8:00)

It's 8:00 **in the morning.**

Ni saa mbiri **z'ijoro**(20:00).

It's 8:00 **at night.**

II.1.3. Different moments of the day in Kinyarwanda

Mu gitondo: *In the morning*

Nijoro: *During the night*

Ku manywa: *During the day*

Mu gicuku: *Midnight*

Nimugoroba: *In the evening*

Mu kabwibwi: *In the twilight*

II.2. GRAMMAR: Future Tense and noun classes / *Inzagihe n'inteko z'amazina*

II.2.1. Future tense

II.2.1.1. Context

A: Ese Phillipe yakemuye ikibazo cya Thomas?

B: Oya, Phillipe yavuze ko azareba uko akemura icyo ikibazo.

A: Ese uzajya ku isoko ejo?

B: Oya sinzajya ku isoko ejo.

II.2.1.2 Analysis

The underlined verbs are in the future tense. To conjugate verbs in the future tense, use the following rule: **Verb marker + tense marker "za" + root**

Infinitive	Verb maker	Tense marker	Root
Kujya	n-	-za-	-jya
	u-	-za-	
Kureba	a-	-za-	-reba
	tu-	-za-	
	mu-	-za-	
	ba-	-za-	

Examples:

- Nzajya ku isoko
- Uzagura imodoka
- Azarya ibirayi
- Tuzakina umupira
- Muzatembera ejo
- Bazasura inshuti zabo

II.2.1.3 Affirmative & negative forms

Example:

A: Ese uzajya ku isoko? / *Will you go to the market?*

B: Oya **sinzajya** ku isoko. / *No, I will not go to the market.*

Here is the conjugation of the future tense in affirmative & negative form.

Verb	Affirmative	Negative
Kujya	Nzajya	Sinzajya
	Uzajya	Ntuzajya
	Azajya	Ntazajya
	Tuzajya	Ntituzajya
	Muzajya	Ntimuzajya
	Bazajya	Ntibazajya

Rule: When you use the negative form, use **si** with the 1st person and **nti** with others.
*Iyo uhakana ukoresha **si** kuri ngenga ya mbere na **nti** ahasigaye hose.*

II.2.2. Noun Classes ☉ / Inteko z'amazina

II.2.2.1. Context

Uyu mugabo afite **abana batanu baba** i Kigali.

II.2.2.2 Theories

In Kinyarwanda, there are 16 noun classes divided into two categories.

1. The 1st to the 15th categories are used for nouns: things and persons.
2. The four remaining classes are locatives.

II.2.2.3. Noun classes

Noun classes	Corresponding pronouns	Examples	Where they are used
1. mu	a	Umuntu azajya ku isoko	For people only
2. ba	ba	Abantu bazajya ku isoko	For people only
3. mu	u	Umurima uzahingwa	For things
4. mi	i	Imirima izahingwa	
5. ri	ri	Igi rizameneka	
6. ma	a	Amagi azameneka	Mostly for liquids
7. ki	ki	Ikibindi kizakenerwa	Augmentatives
8. bi	bi	Ibibindi bizameneka	Augmentatives
9. n	i	Inka izarisha	Mostly for animals
10. n	zi	Inka zizarisha	Mostly for animals
11. ru	ru	Urukwavu ruzarya	
12. ka	ka	Agakapu kazasaza	Diminutives
13. tu	tu	Udukapu tuzasaza	Diminutives
14. bu	bu	Ubuki buzaryoha	
15. ku	ku	Ugutwi kuzacika	
16. ha	ha	Ahantu hazahinduka	Locative
Ku		Ku Gisenyi	Locative
Mu		Mu Ruhengeri	Locative
i		I Kigali	Locative

* N.B .In general, noun classes function in pairs. The noun class 1 has its plural in class 2.

Examples:

Umuntu: inteko ya 1 Abantu: inteko ya 2

* The 9th and 10th noun classes are similar because they are usually composed of names which don't change in singular and plural.

Examples:

Imbwa iramoka Imbwa ziramoka.

II.3. LINGUISTIC FUNCTIONS: Encourage a person in difficult times.
Kwihanganisha umuntu ufite ibibazo.

II.3.1. Context

A: Bite?

B: Abasinzi baraye bansakuriza. Sinasinziriye na busa.

A: Ihangane! icyo kibazo turagikemura ntugire ubwoba.

II.3.2. Explanation

To encourage people in difficulties, use the following expressions

- Ihangane (used when the person has social problems)
- Humura (*Used when someone is afraid*)
- Komera (*used when a person has a physical problem*)

II.3.3. Examples

A: Banyibye amafaranga yose. / *They stole all my money*

B: Ihangane. / *Be patient.*

A: Mfite ubwoba ko bazanyirukana ku kazi. / *I am afraid that I may be fired from my job.*

B: Humura / *Don't worry*

A: Ndahiye we! / *Oh dear, I've burned myself*

B: Komera / *Be strong*

III. PRACTICE

III.1. Matching: Match the image provoking descriptions to the appropriate times of the day and say what you typically do at that time. / *Huza ibice by'umunsi n'amafoto bijyanye uvuge icyo ukora icyo gihe.*

Ibice by'umunsi

Mu gitondo
Ku manywa
Nimugoroba
Nijoro

Amashusho

Night sky (Picture)
midday sun (picture)
Sunrise (picture)
Umuntu ubyutse (picture)
Umuntu uryamye (picture)

III.2. Conjugation: Conjugate the verbs in brackets in the future tense
Tondagura inshinga ziri mu dukubo mu nzagihe.

- 1) Ejo Mupemba_____ (Kujya) I Kigali.
- 2) Inka za Thomas_____ (Kunywa) amazi.
- 3) Njyewe na Rebecca_____ (Guteka) ibijumba.
- 4) Wowe_____ (Kuba) umuganga mwiza.
- 5) Kate na Patricia_____ (Kumenya) Ikinyarwanda.
- 6) Ikaramu ya Brando_____ (Gushira) vuba.
- 7) Imvura_____ (Kugwa) umunsi wose.
- 8) Emma _____ (Kuvura) abarwayi.
- 9) Inshuti za Jennifer _____ (Gutembera).
- 10) Mary Rose _____ (Kwita) ku barwayi.

III.3. Writing

Pretend that your colleague has a problem or a difficulty. Prepare a dialog where you are encouraging them.

Bifate nk'aho mugenzi wawe afite ikibazo hanyuma mutegure akaganiro babiri babiri umwe yihanganisha undi.

IV. LINK TO THE HOST COMMUNITY

Go to someone who's having difficulties. Ask this person what happened and encourage them with the appropriate expressions. Be prepared to present your conversation in your class.

Egera umuntu uri mu kibazo, umubaze icyabaye maze umuhumurize ukoresheje amagambo akwiye. Itegure kuvuga icyo kiganiro mu ishuri.

V. SELF-EVALUATION

How did you perform this competency?

This table serves as a self-assessment checklist for you to monitor your own learning in order to be an active independent language learner. After you complete a lesson, just put a tick to each category that you feel best describe your performance. If you still are uncomfortable with that lesson, please take time to brush it up with the LCF or study from the lesson chapter again.

	I cannot yet perform
	I perform minimally
	I perform adequately
	I perform well

I have specific problem in:

- General comprehension of the text or the dialog
- Understanding vocabulary
- Grammar
- Doing exercises

VOCABULARY AND NEW EXPRESSIONS

Kinyarwanda	English
Mu gitondo	In the morning
Ku manywa	During the day
Nijoro	In the night
Nimugoroba	In the evening
Isaha	An hour/ watch
Umunota	A minute
Isegonda	A second
Saa moya n'igice	Half past seven
Saa mbiri zuzuye	Eight O'clock
Saa yine zibura iminota itanu	Five to ten
Saa tanu zirengaho iminota cumi n'itanu	A quarter past eleven

TOPIC # 9: Expressions of essential needs/ Essential needs
Gusobanura ibyo ukeneye by'ibanze/ Ibikenerwa by'ibanze

LEARNING OBJECTIVES FROM KSAs

- 1. Identify different places in Kinyarwanda where to get your essentials in Rwanda.**

Kuvuga mu Kinyarwanda, ahantu hatandukanye wasanga ibikenerwa by'ibanze mu Rwanda.

- 2. Ask somebody using appropriate sentences learned in Kinyarwanda about their essential needs.**

Kubaza ibibazo ukoresheje interuro zikwiriye wize mu Kinyarwanda kubyo umuntu akeneye by'ibanze.

- 3. Explain to somebody by using Kinyarwanda, your essential needs.**

Gusobanurira umuntu ibyo ukeneye by'ibanze mu Kinyarwanda kandi mu gihe gikwiye.



I. MOTIVATION

I.1. Dialog / Scenario:

Lizzy ni umukorerabushake wa Peace Corps, afite inyota. Mu karuhuko ka saa yine arashaka kujya muri cantine kugura icyo anywa. Araganira na Mugeni, umuforomokazi bakorana mu kigo nderabuzima cyo ku Mubuga wumva we yamugurira amata cyangwa inzoga.

Lizzy, a Peace Corps Volunteer is thirsty. During the break, she wants to go to the canteen to buy something to drink. She talks to her colleague Mugeni, a nurse at Mubuga Health Centre who would like to offer her milk or beer.

Lizzy : Bite sha Mugeni?

Mugeni : Ni byiza di ! Wowe se?

Lizzy : Sha, njye ni buhoro ! Mfite inyota! Ndashaka icyo nywa rwose !
Kandi iteka kuwa mbere ngira inyota pe!

Mugeni : Reka tujye muri cantine nkugurire. Nkugurire amata, amazi cyangwa se inzoga ?

Lizzy : Oya si byiza kunywa inzoga turi ku kazi. Amazi niyo nshaka.

Mugeni : Ni byo koko. Ngwino baguhe amazi akonje.

I.3. Different corners

Different Notes	
Cultural Circle	Mu Rwanda, iyo umuntu akwatse icyo anywa, icyo wihutira kumuha ni amata, inzoga cyangwa ibindi binyobwa bidasindisha. Si amazi, n'icyo yaba afite inyota. Umuha amazi ari uko ayakwatse. <i>In Rwanda, when a person asks you for a drink, you give them milk, beer or other soft drinks instead of water even if they are thirsty. You give them water if they ask you to do so.</i>
Medical Corner	Ni ngombwa kwitondera ibiribwa bimwe na bimwe cyangwa ibinyobwa nk'amata, ibinyobwa bidapfundikiye nk'urwagwa, ikigage, ubushera, umutobe n'ibiryo bidashyushye kuko isuku yabyo iba itizewe. <i>It's necessary to pay attention to foods and drinks such as milk, and non covered drinks (traditional banana beer, sorghum beer, juice) and cold food because their hygiene is unknown.</i>
Safety and Security Square	Mu bice bimwe na bimwe byo mu cyaro, ugomba kwirinda kubera uburozi, kuko ushobora kurogwa n'umuntu utakuzi kubera ishyari. <i>In some rural areas, poisoning is an issue. People may poison other they don't know out of jealousy.</i>
Tech Corner	Umwarimu ntashobora kurya imbere y'abanyeshuri uretse mu munsu mukuru cyangwa mu rugo. Afatwa nk'intangarugero mu bandi. <i>Teachers cannot eat in front of their students except in a ceremony or at home. They are considered to be models in the community.</i>

Language Tips	The word amazi can have other connotations: Sexual connotations: eg. Kugira amazi Other words relating to "amazi": Kuba amazi <i>To be drunk</i> Guca amazi <i>To despise</i> Amazi <i>Very easy</i>
---------------	--

II. EXPLOITATION

II.1. Vocabulary

Kinyarwanda

English

Kuwa mbere

Kuwa kabiri

Kuwa gatatu

Kuwa kane

Kuwa gatanu

Kuwa gatandatu (kuwa nyuma)

Ku cyumweru

Other essential actions, drinks and foods:

Amazi afutse

Amata y'inshyushyu

Kugira inyota

Inkoko yokeje

Kuryama kare

Gusinzira neza

Kwambara imishanana

Kumesa imyenda

Kwituma mu musarane

II.2. Grammar: Simple present / *Indagihe y'ubusanzwe*

II.2.1. Context

Lizzy akorana na Mugeni, bavura abarwayi. Njye na Kagabo dusukura mu biro.

These underlined words are verbs in simple present tense. They express a habitual or permanent action.

Bavura (they cure) ba-vur-a
Ba- = verbal prefix
vur- = root
a = final

Akorana (she works) a-kor-a
A- = verbal prefix
- koran- = root
- a = final

Dusukura (we clean) = du-sukur-a
Du- = verbal prefix
- sukur- = root
- a = final

In Kinyarwanda, to conjugate a verb in simple present tense, we replace the infinitive prefix **ku-** or **gu-** by the verbal prefix plus the root and the final part of the verb.
Simple Present Tense: Verbal prefix + Root + Final

Example:

Mary na Bella baryama saa yine.

Verb: Kuryama

Ryama

Mary na Bella = ba

⇒ Baryama

→ verb – infinitive prefix

→ verbal prefix

→ verbal prefix + root + final

II.2.3. Other examples

Mary na Bella baryama saa yine.

Jye na Kabwa duhinga umuceri.

Wowe unywa amazi.

Muhire yiga i Butare.

Wowe na Andrew muvuka muri Amerika.

Twiga ikinyarwanda.

Muvuga icyongereza.

II 3.LINGUISTIC FUNCTIONS: Expressing his essential needs / *Kuvuga ibyo ukeneye by'ibanze*

II.3.1 Context

Mfite inyota nshuti yanjye. Ndashaka icyo kunywa, nabona he amazi akonje?

II.3.2. Analysis

In Kinyarwanda, essential needs are expressed by the verbs **gukenera** (to need), **gushaka** (to want) or **kwifuza** (to wish or want) followed by the noun or the infinitive expressing the need.

*Mu kinyarwanda iyo bavugaga ibyo bakeneye, bakoresha inshinga **gushaka**, **gukenera** cyangwa **kwifuza**, zikurikirwa n'izina cyangwa imbundo y'inshinga bivugaga igikenewe.*

II.3.3. Examples:

Ndakonje, nkeneye umupira w'imbeho. / *I'm cold. I need a sweater.*

Turashonje, turifuza ibiryo. / *We are hungry, we need food.*

Tugeze mu Rwanda, turashaka inzu yo kubamo. / *We (arrive) just arrived in Rwanda. We need a house to live in.*

III. PRACTICE

1. Writing

Express your essential needs to your APCD in Kinyarwanda telling him/her your weekly activities and include your specific essential needs.

2. Matching

Sit in pairs and match the words of the first column (A) to those in the second column (B) to the same domain of essential needs.

A	B
Amata	
Ibiryo	
Imyambaro	Kunywa
Ubwogero	
Umusarane	Kwituma
Igitenge	
Amashuka	
Ibirayi	Kuryama

Byeri
Inkweto
Igikoma
Isabune
Ibitoki
Ishati
Icyayi
Inzara
Inyota

Kwambara

Kurya

Kwisukura

3. Puzzle:

Find six kinds of food and drink words in the puzzle. Then use them in conversations or put them in a communicative sentence.

P	I	I	R	A	G	U	B	U
I	T	A	H	S	I	O	M	O
S	A	I	R	E	C	U	M	U
H	B	I	S	A	S	O	E	M
U	I	C	Y	A	Y	I	K	U
K	S	I	R	O	B	E	E	N
A	M	A	T	A	O	U	K	E
I	N	Z	A	R	A	E	N	K
E	J	I	K	I	G	A	G	E

1. _____

2. _____

3. _____

4. _____

5. _____

6. _____

4. Conjugation

Conjugate the verbs in () in simple present then read them aloud.

1. 1. Lizzy (kujya) mu ishuri buri muni kwiga.

2. Buri wa mbere Lizzy (kagira) inyota.

3. Boris (kuba) muri Florida.

4. Mugaragu na Gladys (kurya) mu kabare.

5. Iyo tugiye kurya (gukaraba) intoke.

IV. LINK TO THE HOST COMMUNITY

Prepare 4 questions about essential needs in education. Talk with families to ask them what their children need at school. Be ready to present information you have received in your classes.

Tegura ibibazo bine ku bintu by'ibanze bikenerwa mu rwego rw'uburezi. Ganira n'imiryango kubyo abana babo bakenera ku ishuri. Ganira na bagenzi bawe mu ishuri ku byo wungutse.

V. SELF EVALUATION

Trainee's name: _____ **class** _____

How did you perform this competency?

This table as a self-assessment checklist for you to monitor your own learning in order to be an active independent language learner. After you complete a lesson, just put a tick to each category that you feel best describe your performance. If you still are uncomfortable with that lesson, please take time to brush it up with the LCF or study from the lesson chapter again.

	I can not yet perform
	I perform minimally
	I perform adequately
	I perform well

I have specific problem in:

- General comprehension of the text or the dialog
- Understanding vocabulary
- Grammar
- Doing exercises

VOCABULARY AND NEW EXPRESSIONS

Kinyarwanda	English
Gusura	Visit
Ku cyumweru	Sunday
Kuwa gatandatu (Kuwa nyuma)	Saturday
Kuwa gatanu	Friday
Kuwa kabiri	Tuesday
Kuwa kane	Thursday
Kuwa mbere	Monday
Kugaburira	Feed/give food
Kuganiriza	Talk with
Kugemurira	Bring/take food to someone
Kumenyera	Get used to/have habit
Kurya/Gufungura	Eat
Kuryama	Go to bed
Kwakira	Receive
Kwambara	Dress/put on/wear clothes
Kwisukura	Wash/clean oneself
Kwituma	Release oneself
Kwiyuhagira	Wash one's body/take a shower
Gukaraba intoki	Wash hands
Ibinyobwa bidasindisha	Soft drinks
Ibinyobwa bisembuye	Alcoholic drinks

**TOPIC # 10: Kubaza ibiciro n'ubwiza bw'ibintu mu isoko
Ibikenerwa by'ibanze.**

Ask about prices and the quality of articles in the market /Essential needs.

LEARNING OBJECTIVES FROM KSAs

1. Name at least 10 items at the market in Kinyarwanda.

Kuvuga nibura ibintu icumi biboneka mu isoko mu Kinyarwanda.

2. Ask for price of the items needed at the market in Kinyarwanda.

Kubaza ibiciro by'ibintu biboneka mu isoko mu Kinyarwanda.

3. Bargain down prices with appropriate sentences in Kinyarwanda.

Guciririkanya mu nteruro nziza z'Ikinyarwanda.



I. MOTIVATION

I.1 Dialog/Scenario

Ikiganiro hagati y'umucuruzi n'umuguzi, Cruz; umusitajiyeri wa PC, mu isoko rya Butare.
A dialog between a seller and a customer Cruz; a PCV at Butare market.

Cathy: Mwiriwe?

Umucuruzi: Mwiriwe!

Cathy: Ndashaka isabune yo kumesa, ni angahe?

Umucuruzi: Urashaka iyihe? Hari Sulfo igura amafaranga ijana na mirongo itanu na OMO igura amafaranga magana abiri.

Cathy: Inziza ni iyihe?

Umucuruzi: Ni Sulfo.

Cathy: Nzagura ubutaha. Nashakaga kumenya igiciro

1.2. Different corners

Different notes	
Cultural Circle	Mu muco wa Kinyarwanda ikintu gihenze nicyo bita ko gikomeye kandi cyiza. <i>In the Rwandan culture, people expect the more expensive items to be of good quality.</i>
Medical Corner	Mwitondere imyenda ya caguwa kuko igomba kumeswa mbere yo kwambarwa. Ni byiza gutera ipasi imyenda nyuma yo kuyanura. <i>Be aware that second hand clothes you buy at the market should be washed before worn. It's recommended to iron clothes after drying them outside.</i>
Safety and security square	Mu isoko ni ahantu hakunze kuba abajura bashobora kukwiba. <i>The market is an excellent place to get your stuff stolen. Make sure to stay aware and alert.</i>
Tech Corner	Abarimu cyangwa abakorerabushake ba Peace Corps bambara imyenda mu buryo butandukanye n'ubw'abanyeshuri. Bambara bijyanze n'umurimo wabo. <i>The way teachers or PCVs dress is different from the way students dress. They are expected to dress professionally.</i>
Language tips	Banteye ingaru: <i>They brought me back what I had already sold.</i> Yampfunyikiye amazi: <i>He/ she sold me an item of bad quality or a fake item.</i> Mabya: <i>Someone who pretends to buy but who doesn't have money.</i> Uracyatsa: <i>You pretend to buy while you don't have money.</i> Iyi shati iracira amazi: <i>This shirt is very beautiful.</i>

II. EXPLOITATION

II.1. VOCABULARY: Different items in the market / *Ibicuruzwa bitandukanye mu isoko*

<i>Kinyarwanda</i>	<i>English</i>
Isabune yo kumesa/gukaraba	_____
Uburoso bw'amenyo/bw'inkweto	_____
Igisokozo	_____
Amavuta yo kwisiga	_____
Ikibiriti	_____
itabi	_____
Umutaka	_____
Urwembe	_____
Imakasi	_____
Agaseke	_____
Igikapu cy'ibirere	_____
Igiciro	_____
Amafaranga	_____
Isahane	_____
Isafuriya	_____
Ingufuri	_____
Amasogisi	_____
Inkweto	_____

II.2. GRAMMAR: Numbers and counting in Kinyarwanda.
Imibare no kubara mu Kinyarwanda.

II.2.1. Context

Anne: Isabune ya OMO ni angahe?

Carine: Hari igura igihumbi n'igura magana abiri.

Anne: Mpereza igura igihumbi.

II.2.2. Numbers / Imibare

Units/Ibinyabumwe Tens/Ibinyacumi Hundreds/Ibinyejana Thousands/Ibinyagihumbi

1	2	3		10	20	30		100	200	300	1000	2000	3000	
	4	5	6		40	50	60		400	500	600	4000	5000	6000
	7	8	9		70	80	90		700	800	900	7000	8000	9000

Units
Ibinyabumwe

Tens
Ibinyacumi

Hundreds
Ibinyejana

Thousands
Ibinyagihumbi

Rimwe: 1

Icumi: 10

Ijana: 100

Igihumbi: 1000

Abiri: 2

Makumyabiri: 20

Magana abiri: 200

Ibihumbi bibiri: 2000

Atatu: 3

Mirongo itatu: 30

Magana atatu: 300

Ibihumbi bitatu: 3000

Ane : 4

Mirongo ine : 40

Magana ane : 400

Ibihumbi bine: 4000

Atanu:5

Mirongo itanu: 50

Magana atanu:500

Ibihumbi bitanu:5000

Example:

- *Mpa isabune ya mirongo inani.*
- *Hari igura magana abiri.*

II.2.3. Formation of cardinal numbers

Tens: Mirongo + Ibinyabumwe (except 10 & 20)

Hundreds: Magana + Ibinyabumwe (except 100)

Thousands: Ibihumbi+ibinyejana+ibinyabumwe (except 1000)

II.2.4. Exercise

Bwira abasitajiyeri babazanye ibiciro ku bintu babona hafi yabo kandi banasubizanye: Ipantaro, ishati, inkweto, isaha, umupira...

II.3. LINGUISTIC FUNCTIONS: Asking for prices/quality of items in the market.
Kubaza ibiciro n'ubwiza bw'ibintu mu isoko.

II.3.1. Context

Andrew: Ndashaka igikombe kigura angahe?

Umucuruzi: icya parasitike ni 150 naho itasi ni 800.

Andrew: icyiza ni ikihe?

Umucuruzi: Ni itasi.

II.3.2. Analysis

For asking prices in Kinyarwanda, use the following questions:

Igikombe **kigura angahe?**

Isaha **ni gute?**

Urafata **angahe?**

II.3.3. Other ways for asking prices and quality of items:

- Isabune igura gute?
- Inziza ni iyihe?
- Mugurisha gute amavuta?
- Igiciro cy'isaha ni angahe?
- Iyo igiyemo amazi ntipfa?
- Iki gikombe muca angahe?
- Ntikimeneka ubusa?

Structure: Noun + verb + interrogative word

Izina + Inshinga + Ijambo ribaza

III. PRACTICE

III.1. Writing

Mu matsinda, murebere ku kiganiro cyakozwe haruguru (muri motivation). Mukore ikiganro cyanyu maze mugikine imbere ya bagenzi banyu mu ishuri.

Working in pairs, refer to the dialog in the Motivation section. Make up your own dialog and then present it in front of your classmates.

III.2. Fill in the blanks

Complete the sentences using one of the following words:

Uzuza ahari ubusa ukoresheje amagambo akurikira:

Ibicuruzwa, 200, Nta mafaranga, kugura, Angahe?, Igicro, Nzagura, 100, Isoko, Ubwiza, Ni amafaranga, Mugurisha

1. Mu Rwanda _____ byinshi ubisanga mu _____. Mbere yo _____ ubaza _____ hanyuma ukabaza _____ bwabyo
2. Isabune igura _____?
3. Igura amafaranga _____, hari n'igura _____
4. Yihorere _____ ubutaha _____ mfite
5. _____ gute agaseke?
6. _____ igihumbi.

III.3. Translation

Translate these sentences into Kinyarwanda. / *Hindura izi nteruro mu Kinyarwanda*

How much do scissors cost? _____

How much do cigarettes cost? _____

I need an umbrella. How much does it cost? _____

Do you have matches? How much are they? _____

Give me a tooth brush. How much is it? _____

How much does a basket cost? _____

IV. LINK TO THE HOST COMMUNITY

Jya mu iduka ry'ibikoresho by'ubugeni (Expo-vente) maze ubaze ibiciro by'ibintu bikurikira kandi witegure kubivugaho mu isomo rikurikira. Boneraho kubaza amazina y'ibindi bintu bine bishya, maze witegure kubiganiraho mu isomo ry'ikinyarwanda rikurikira. Andika ibibazo byawe mbere yo kujya mu iduka kandi ubyereke umwarimu wawe kugira ngo agukosore.

Go to an indicated arts and crafts shop (Expo-vente Butare) and ask about the prices of the following items. Be prepared to report on your interview during the next class. Take advantage of the opportunity by asking the names of four new other items. Be prepared to report on them in your next language class too. Write your question before going to the shop and show them to your trainer for possible corrections.

- Agaseke
- Igikapu
- Ikadere
- Ikarita positale

VI. SELF-EVALUATION

How did you perform this competency?

This table serves as a self-assessment checklist for you to monitor your own learning in order to be an active independent language learner. After you complete a lesson, just put a tick to each category that you feel best describe your performance. If you still are uncomfortable with that lesson, please take time to brush it up with the LCF or study from the lesson chapter again.

	I cannot yet perform
	I perform minimally
	I perform adequately
	I perform well

I have specific problem in:

- General comprehension of the text or the dialog
- Understanding vocabulary
- Grammar
- Doing exercises

VOCABULARY AND USEFUL EXPRESSIONS

Kinyarwanda	English
Isabune yo kumesa	Soap for washing clothes
Uburoso bw'amenyo	Toothbrush
Uburoso bw'inkweto	Shoe brush
Igisokozo	Comb
Amavuta yo kwisiga	Body lotion
Ikibiriti	Match box
Itabi	Tobacco
Umutaka	Umbrella
Urwembe	Blaze
Imakasi	Scissors
Agaseke	Basket
Igikapu cy'ibirere	Bag made of banana leaves
Kugura	Buy
Kugurisha	Sell
Kumesa	Wash clothes
Igicro	Price
Amafaranga	Money
Isahane	Plate
Isafuriya	Pan
Caguwa / Sekeni	Second hand
Amasogisi	Socks
Inkweto	Shoes
Guciririkanya	Bargain
Guhaha	To shop/ Do shopping

TOPIC # 11: Guciririkanya mu isoko / Ibikenerwa by'ibanze
Bargain in the market / Essential needs

LEARNING OBJECTIVES FROM KSAs

- **Name at least five useful items in local market**
Kuvuga nibura ibintu bitanu by'ingenzi biboneka mu isoko
- **Ask for prices of different items in the local market**
Kubaza ibiciro by'ibintu bitandukanye biboneka mu isoko
- **Reduce price of one item needed**
Kugabanya ibiciro by'ikintu gikenewe
- **Accept the price agreed with the seller.**
Kwemera igiciro wemeranijeho n'umucuruzi



I. MOTIVATION

1.1. DIALOG/SCENARIO:

- Umucuruzi: Mwaramutse kiriya?
 Joshua: Waramutse neza?
 Umucuruzi: Tuguhe iki se? Hano hari imyenda myiza pe!
 Joshua: Ufite amashati meza?
 Umucuruzi: Singaya se? itoranyirize nawe.
 Joshua: Iyi urayigurisha angahe se?
 Umucuruzi: Mpa ibihumbi birindwi gusa.
 Joshua: Ego ko! ko uhenda cyane!
 Umucuruzi: Ngaho vuga nawe ayo utanga.
 Joshua: Ndaguha ibihumbi bitatu.
 Umucuruzi: Oya, bitatu ni make cyane.
 Joshua: Bine urayafata?
 Umucuruzi: Ongeraho igihumbi nyiguhe
 Joshua: Oya, niba wanze bine ndagiye.
 Umucuruzi: Ngaho yazane.

I.2. Different corners

Different notes	
Cultural circle	<p>Mu Rwanda abantu babanza guciririkanya mbere yo kugura. Muri iki gihe hari amasoko akomeye aho ibiciro, bidashobora guhinduka. Henshi iyo babonye umunyamahanga bongera ibiciro.</p> <p><i>In Rwanda, people bargain before buying, but recently special markets have appeared where prices are fixed. In many market places, prices are higher for foreigners.</i></p>
Medical corner	<p>Ntugomba kwizera isuku y'ibintu byose uguze mu isoko. mbere yo kubiteka ugomba kubironga. (ingero: inyama, Inyanya, imboga...) n'imyenda ugomba kubanza kuyimesa.</p> <p><i>Don't trust the hygiene of the items from the market. You should clean them before cooking (examples: meat, tomatoes, vegetables...) even clothes should be washed before wearing.</i></p>

<p>Safety and security square</p>	<p>Ugomba kubika neza amafaranga n'ibindi bintu ufite byose kuko mu masoko hose haba abajura. Iyo umucuruzi yibagiwe kukugaruza ugomba kumwibutsa <i>You must keep your valuables safe when in the market due to the presence of thieves.</i> <i>When the seller forgets to give you change you have to remind them.</i></p>
<p>Tech corner</p>	<p>Mu Rwanda ahenshi iminsi y'isoko iratandukanye, ugomba kumenya umunsi w'isoko ushaka kurema. Ibintu mu isoko birahendutse kurusha mu iduka <i>In Rwanda, market days are different, you must ask when the market day is, time of day, and where.</i> Things are cheaper in markets than in shops.</p>
<p>Language tips</p>	<p>Koramo se ! / <i>Touch in !</i> Karibu kiriya ! / <i>Welcome customer !</i> Tubahe se ? / <i>What can we give you ?</i></p>

II. EXPLOITATION

II.1. Vocabulary: Imyambaro ikunze kwambarwa mu Rwanda

Kinyarwanda

English

Ishati

Ipantaro

Umupira (w'imbeho)

Ijipo

Amasogisi

Inkweto

Ikabutura

Other Expressions:

Pe!

Egoko!

Ngaho!

II.2. Grammar: Imperative + Cardinal numbers / Integeko + Imibare

II.2.1. Imperative: Affirmative form / Indango yemeza

A: Mpereza iyo pantaro di! / Give (me) these pants.

B: Ishyura maze uyijyane. / Give (me) some change and take it.

A : Fata amafaranga / Take money.

B : Mpereza / Give me.

Other expressions:

Fata iyo pantaro Take that pair of pants.

Ishyura ibihumbi bitanu Pay five thousand.

Va hano Leave this place.

Genda nonaha Go right now.

The underlined verbs are in the imperative.

Rule: To form the imperative, we remove the infinitive mark **ku-** or **gu-** and keep the root plus the final mark **-a**. Also, the imperative exists only in the present.

More Examples:

Infinitive

Imperative

Kuvuga

Vuga

Guhaha

Haha

Guceceka

Ceceka

Kwicara

Icara

a) Indango ihakana / Imperative in negative form

A: Ngiye kuruhuka / I'm going to rest.

B: Wigenda hari akazi kenshi. / No, don't go there. There is a lot of work.

- Wigenda / Don't go
- Wivuga / Don't speak

Indango yemeza (Affirmative form)

Indango ihakana (Negative form)

Vuga

Wivuga

Seka

Wiseka

Haguruka

Wihaguruka

Icara

Wikwicara

Iruka

Wikwiruka

Itegeko: In forming the negative form of the imperative, the infinitive mark **ku-** or **gu-** is replaced by the verbal prefix **-u-** and the negative mark **-i-** which become **"wi"** for verbs whose roots begin with a consonant. (wi+imperative form)

Example:

Kuvuga	Wivuga	u – i – vug – a	u -> w /- j
<i>To speak</i>	<i>Don't speak</i>		

Itegeko: Verbs whose roots begin with a vowel, the infinitive prefix ku- is maintained

Example:

Kwicara	Wikwicara	u – i – ku – icar – a	u -> i /- j
---------	-----------	-----------------------	-------------

b) Cardinal numbers / Imibare

A: Izo nkweto ni angahe? / *How much is that pair of shoes?*

B: Ni ibihumbi umunani na magana atanu ariko hari n'iz'ibihumbi bitanu / *It's eight thousand and five hundred but there is another for five thousand.*

- Ibihumbi umunani na magana atanu / *Eight thousand and five hundred*
- Ibihumbi bitanu / *Five thousand*

C.1 Hundreds and units / Ibinyejana n'ibinyabumwe

- 100: Ijana
- 101: Ijana na rimwe
- 102: Ijana na kabiri

C.2. Hundreds and tens / Ibinyejana n'ibinyacumi

- 110: Ijana na cumi
- 220: Magana abiri na makumyabiri
- 205: Magana abiri na mirongo itanu

C.3. Hundreds, tens and single units / Ibinyejana, ibinyacumi n'ibinyabumwe

- 121: Ijana na makumyabiri na rimwe
- 345: Magana atatu na mirongo ine na gatanu
- 556: Magana atanu na mirongo itanu na gatandatu

C.4. Thousands and hundreds / Ibinyagihumbi n'ibinyajana

- 1000: Igihumbi

1200: Igihumbi na magana abiri

7500: Ibihumbi birindwi na magana atanu

C.5. Thousands, hundreds and tens / Ibinyagihumbi, ibinyejana n'ibinyacumi

1110: Igihumbi n'ijana na cumi

1520: Igihumbi, magana atanu na makumyabiri

3450: Ibihumbi bitatu, magana ane na mirongo itanu

C.6. Thousands, hundreds, tens and single units / Ibinyagihumbi, ibinyejana, ibinyacumi n'ibinyabumwe

4752: Ibihumbi bine, magana arindwi na mirongo itanu na kabiri

5943: Ibihumbi bitanu, magana acyenda na mirongo ine na gatatu

36,575: Ibihumbi mirongo itatu na bitandatu, magana atanu na mirongo irindwi na gatanu.

Integeko: *In writing cardinal numbers, the conjunction « na » before the single unit is compulsory; it's optional before hundreds and tens.*

Example:

1575: Gihumbi **(na)** magana atanu **(na)** mirongo irindwi **na** gatanu.

One thousand, five hundred and seventy-five.

Integeko: The conjunction "na" is compulsory between one hundred and tens and between tens and single units.

Example:

156: Ijana **na** mirongo itanu na gatandatu.

One hundred and fifty-six.

II.3. Linguistic Functions: Bargaining / Gucirikanya

II.3.1. Situation

A: Izi nkweto ni angahe? (*How much is this pair of shoes?*)

B: Zana ibihumbi icumi gusa. (*Give me only ten thousand.*)

A: Ayo ni menshi cyane, gabanya. (*That's too much; reduce your price.*)

B : Wowe ufite angahe se? (*How much do you have?*)

A : Mfite ibihumbi bine gusa, urayafata? (*I have only four thousand. Will you take that?*)

II.3.2. Analysis


In this dialog, the speaker A is trying to bargain. The underlined words are the expressions he uses for this purpose.


Other expressions for bargaining are:

- **Ndaguha** ibihumbi bitanu. (*I'll give you five thousand.*)
- **Urafata** ibihumbi bitanu? (*Will you take five thousand?*)
- **Amake ni angahe?** (*Which is the cheapest price?*)
- **Ko uhenda?** (*How expensive you are!*)
- **Gabanya.** (*Reduce*)
- **Ongeraho make.** (*Add a little more*)

III. PRACTICE

III.1. *Look at the pictures carefully and describe the people according to their clothes.*
Reba aya mafoto, wandike ibyo buri muntu yambaye, maze unabibwire abandi





III.2. Pair Work: Sit in pairs and have a conversation. One of you is a seller and the other is a customer. Bargain for a good price and write the dialog. Then present it to your classmates.

Mwicare mu matsinda ya babiri babiri hanyuma mukore ikiganiro umwe abe umuguzi undi abe umucuruzi, muciririkanya ku giciro nimurangiza mwandike icyo kiganiro munagikine imbere y'abanyeshuri.

- A: _____
- B: _____
- A: _____
- A: _____
- B: _____
- A: _____
- A: _____
- B: _____
- A: _____

III.3. conjugation: Conjugate the verbs in the following sentences in the imperative
Tondagura izo nshinga mu ntegeko

- (kugaruka) _____ nonaha
- (kurya) _____ vuba
- (gufura) _____ iyo myenda

- (guca) _____ umurongo munsu y'ijambo
- (kuzana) _____ urwo rupapuro
- (kwandika) _____ vuba
- (guhaguruka) _____ nonaha
- (kunywa) _____ uwo muti vuba

b) *Put sentences into the negative form./ Shyira izi nteruro mu ndango ihakana.*

- Va hano _____
- Sinzira nonaha _____
- Sakuza mu ishuri _____
- Ceceka _____
- Icara hano _____
- Ipime iyo shati _____

III.4. *Translate the following sentences, texts or dialogs into Kinyarwanda.*

Hindura izo nteruro, imyandiko cyangwa ibiganiro mu kinyarwanda.

Rwanda is twenty-six thousand, three hundred and thirty-five square kilometers.

Peace Corps volunteers will be helping Rwanda people in the year two thousand and nine.

This shirt is too expensive. It costs fifteen thousand two hundred and fifty Rwandan francs.

A: How much is a meal?

B : It's only one thousand.

A : _____

B : _____

A: How much can I pay to rent this house?

B: Three hundred thousand and fifty-five per month.

A : _____

B : _____

IV. LINK TO THE HOST COMMUNITY

Go to the market to buy something and tell others in the class how you managed to bargain and to buy and be prepared to bring new words or expressions to share.

V. SELF EVALUATION

Trainee's name: _____ Class: _____

How did you perform this competency?

This table as a self-assessment checklist for you to monitor your own learning in order to be an active independent language learner. After you complete a lesson, just put a tick to each category that you feel best describe your performance. If you still are uncomfortable with that lesson, please take time to brush it up with the LCF or study from the lesson chapter again.

	I can not yet perform
	I perform minimally
	I perform adequately
	I perform well

I have specific problem in:

- General comprehension of the text or the dialog
- Understanding vocabulary
- Grammar
- Doing exercises

VOCABULARY AND NEW EXPRESSIONS

KINYARWANDA	ENGLISH
Kiriya (umukiriya)	Customer
Imyenda	Clothes
Ijipo	Skirt
Ishati	Shirt
Ipantalo	Pants
Ingofero	Hat
Ikabutura	Short
Amasogisi	Socks
Toranya	Choose
Uragurisha angahe?	How much do you sell?
Ibihumbi bitanu	Five thousand
Fata aya	Take these

**TOPIC # 12: Gusobanura ibiribwa n'imirire bya Kinyarwanda/
Ibikenerwa by'ibanze**

Inquire about Rwandan food and eating customs/ Expression of essential needs

LEARNING OBJECTIVES FROM KSAs

- **Name at least 5 different kinds of ingredients to prepare Rwandan meal.**
Kuvuga nibura ubwoko 5 bw'ibiribwa bikoreshwa mu gutegura indyo nyarwanda.
- **Express your needs in food.**
Kuvuga ibyo kurya akeneye.
- **Describe eating customs to specific regions in Rwanda.**
Gusobanura imirire y'ahantu runaka mu Rwanda.
- **Buy at least 5 different ingredients that compose a Rwandan meal.**
Kugura nibura ibiribwa 5 bigizi indyo nyarwanda.



I. MOTIVATION

I.1. SCENARIO

Emmett is a PCV living in Rulindo district. He has many problems adjusting to Rwandan food. He writes a letter to his former facilitator Geraldine to explain his problem.

Kuri mwarimu Gerardine, muraho ?

Amakuru ki ? njyewe ni meza buhoro. Hano muri Rulindo ni heza ariko ibiryo byaho byamereye nabi. Ibijumba , ibishyimbo, ibirayi, n'ibindi barya binkomerera kubimira, no munda bingwa nabi. None uzanzanire isambusa, Chocolat na boulette nakundaga kurya muri sitaje, uzabigire i Kigali.

Murakoze

Yari umusitagiye wawe Emmett.

I.2. Comprehension check

- 1) Ni nde wanditse iyi baruwa?
- 2) Yayandikiye nde?
- 3) Muri Rulindo barya ibihe biribwa?
- 4) Ibiryo byo muri Rulindo byamuguye neza?
- 5) Daddy muri sitaje yakundaga kurya iki?

I.3. Different corners

Different notes	
Culture circle	<p>Mu muco nyarwanda ntibyemewe kwihumuriza ibiryo cyangwa kuvuga ko bibishye.</p> <p><i>It is taboo to smell food or to say that a given food is not good</i></p>
Medical corner	<p>Mbere yo kurya abantu bagomba gukaraba intoki no gukoresha ibikoresho bisukuye.</p> <p>Ntugomba kurira mu bitaro kuko haba microbe nyinshi zishobora kukwanduza.</p> <p><i>Before eating people should wash their hands and use the proper materials</i></p> <p><i>You don't eat in the hospital because there may be several microbes that can infect you.</i></p>
Safety and security	<p>Ni byiza kwitonda iyo utetse ku mashyiga gakondo mu rwego rwo kwirinda gushya.(ushobora kwiyotsa,gutwika igikoni,...)</p> <p><i>It is better to pay attention when cooking on traditional stoves in order to avoid bursn of you or your house.</i></p>
Tech corner	<p>Nk'umwarimu cyangwa undi muntu ukora mu rwego rw'ubuzima sibyiza kujya kurira muri restora ibanetse yose (restora ziciriritse), kimwe n'akabari</p> <p><i>As a teacher or someone who works in the health domain, it is not recommended that you eat in the small restaurants/pubs.</i></p>
Language tips	<p>Guteka igisafuriya <i>is a kind of rwandan meal. It is a mixture of Meat, irish potatoes, some times bananas, ground nut flour, water, and different spices.</i></p> <p>Icyakura <i>means meal</i></p> <p>Imyaka <i>also means meal</i></p>

II. EXPLOITATION

II.1. VOCABULARY: Names of Rwandan foods / *Amazina y'ibiribwa nyarwanda*

II.1.1. Situation

A: Mu Rwanda, dukunda kurya ibijumba, ibishyimbo, ibirayi, amashaza;
muri Amerika mukunda kurya iki?

B: Muri Amerika dukunda kurya Chili, Pizza, Hamburger

Kinyarwanda

English

Ibijumba

Ibishyimbo

Ibirayi

Amashaza

Imyumbati

Igitoki

Amateke

Other words

Byamumereye

Bikomeye

Kumira

Ibiryo

II.2. Grammar

Habitual past & past continuous tense / *Gutondagura inshinga mu mpitakera*

II.2.1. Situation

Mu mwaka wa 2000, buri cyumweru abana babyukaga mu gitondo, baririmbaga mu rusengeru, baryaga saa sita.

- Babyukaga mu gitondo → *They used to wake up in the morning.*
- Baririmbaga mu rusengeru → *They used to sing in church.*
- Baryaga saa sita → *They used to eat at midday.*
- Nandikaga mu ikaye → *I used to write in a notebook.*

- Yarasomaga → *He/she was reading.*
- Naravugaga → *I was speaking.*

II.2.2. Analysis

The underlined verbs are conjugated in habitual past or in past continuous.

Rules:

*Verbs in habitual past or in past continuous are conjugated like this:
Verb marker + tense marker (**a**) + root + termination (**aga**)*

*When the verb doesn't have an object, the tense marker becomes (**ara**)*

Examples:

Kurya / verb to eat with an object

<i>Naryaga</i>	<i>n – a- ri – aga</i>	<i>Naryaga umuceri / I used to eat rice.</i>
<i>Waryaga</i>	<i>u – a – ri – aga</i>	<i>Waryaga ibishyimbo / You used to eat beans.</i>
<i>Yaryaga</i>	<i>a – a – ri – aga</i>	<i>Yaryaga imyumbati / He/She used to eat cassava</i>
<i>Twaryaga</i>	<i>tu – a – ri – aga</i>	<i>Twaryaga igitoki / We used to eat banana.</i>
<i>Mwaryaga</i>	<i>mu – a – ri – aga</i>	<i>Mwaryaga hamburger / You used to eat hamburger.</i>
<i>Baryaga</i>	<i>ba – a – ri – aga</i>	<i>Baryaga chocolat / They used to eat chocolate.</i>

Kurya / verb to eat without an object

<i>Nararyaga</i>	<i>n – a – ra - ri – aga</i>	<i>I was eating.</i>
<i>Wararyaga</i>	<i>u – a – ra - ri – aga</i>	<i>You were eating.</i>
<i>Yararyaga</i>	<i>a – a – ra - ri – aga</i>	<i>He/She was eating.</i>
<i>Twaryaga</i>	<i>tu – a – ra - ri – aga</i>	<i>we wre eating.</i>
<i>Mwararyaga</i>	<i>mu – a – ra - ri – aga</i>	<i>You were eating.</i>
<i>Bararyaga</i>	<i>ba – a – ra - ri – aga</i>	<i>They were eating.</i>

Indango ihakana / *negative form*

<i>Ntibabyukaga mu gitondo</i>	<i>He didn't used to wake up in the morning</i>
<i>Ntibaririmbaga mu rusengero</i>	<i>They didn't used to sing in the church.</i>
<i>Ntibaryaga saa sita</i>	<i>hey didn't used to eat at midday.</i>
<i>Sinandikaga mu ikaye</i>	<i>I didn't used to write in a book.</i>
<i>Ntityasomaga</i>	<i>He/she wasn't reading.</i>
<i>Sinavugaga</i>	<i>I wasn't speaking.</i>

Rule: To form the negative form of verbs in habitual past or in the past continuous, you add **si** for the first person singular and the add **nti**. For all the remaining persons and the tense marker **ra** is dropped.

Example:

Kurya / to eat

<i>Naryaga</i>	<i>si - n - a - ri - aga</i>	<i>I didn't use to eat.</i>
<i>Waryaga</i>	<i>nti - u - a - ri - aga</i>	<i>You didn't use to eat.</i>
<i>Yaryaga</i>	<i>nti - a - a - ri - aga</i>	<i>He didn't use to eat.</i>
<i>Twaryaga</i>	<i>nti - tu - a - ri - aga</i>	<i>We didn't use to eat.</i>
<i>Mwaryaga</i>	<i>nti - mu - a - ri - aga</i>	<i>You didn't use to eat.</i>
<i>Baryaga</i>	<i>nti - ba - a - ri - aga</i>	<i>They didn't use to eat.</i>

II.3. LINGUISTIC FUNCTIONS: To ask someone about their food habits

II.3.1. Situation

A: Mukunda kurya ibihe biribwa? (Which food do you like to eat?)

B: Pizza, Hamburger...

II.3.2. Analysis

There are different ways you can ask someone what kind of food he likes to eat and where they are found. / *Hari uburyo bunyuranye wabaza ibiribwa umuntu akunda kurya n'aho bituruka.*

Kubaza ibiribwa umuntu akunda kurya / Asking what kind of food they like to eat:

- Mwaryaga iki? (What did you use to eat?)
- Mwazimanaga iki? (What did you use to serve?)
- Mukunda kugabura iki? (What do you like to offer as food?)

- Mufungura iki? (*What do you like to eat?*)

Kubaza aho ibiribwa bituruka / *Asking where the food comes from:*

- Ibyo muteka biva he? (*Where do you find what you cook?*)
- Tubigura mu isoko. (*We buy it in the market.*)
- Ibiryo byanyu biturukahe? (*Where does your food come from?*)
- Bituruka I Bugande. (*It comes from Uganda.*)
- Murya ibiva he? (*Where does what you eat come from?*)

III. PRACTICE

III.1. Making Sentences: *Rearrange the words to make meaningful sentences*

- 1) Yaryaga – resitora – amashaza – Mupemba – muri – n’igitoki

- 2) Kurya – Rwanda – ibishyimbo – bakunda – mu – ibijumba – n’

- 3) Gitondo – umugati – twebwe – mu – tuzarya – ejo

- 4) Chocolate – bakunda – muri kurya – na – Amerika – Pizza

- 5) Bivanze – kurya – wowe – ibishyimbo – ukunda – ibirayi – n’

- 6) Noheli – Chili – mwebwe – kuri – mwaryaga

III.2. Conjugation: *Conjugate the following verbs as indicated.*

- 1) Ku cyumweru wowe (Kujya:inzagihe) mu isoko

- 1) Buri gitondo nnyewe (Kurya:impitakera, negative form) umugati

- 2) Mu mashuri abanza twewe (Gukina impitakera) umuupira

- 3) Kuri Noheli we (Kuzaza: inzagihe mu gitondo) mu gitondo

- 4) Uyu muni twewe (Kuriramba: indagihe) neza

5) Iwanyu abana (Kuryama :impitakera, negative form) saa sita

iii.3. Questions & Answers: *Supply appropriate questions or answers in the blanks.*

- | | |
|-----------------------------------|--|
| 1) _____? | Ubutaha tuzarya ibirayi n’amashaza |
| 2) Ku wa kane uzarya igitoki? | Oya, _____ |
| 3) _____? | Yego, abana baryaga umugati |
| 4) Uyu muni urarya Chocolate? | Yego, _____ |
| 5) _____? | Jyewe naryaga Chocolate |
| 6) Buri muni mwaryaga ibishyimbo? | Oya, _____ |
| 7) _____? | Nijoro we ararya ibishyimbo n’ibijumba |

IV. LINK THE HOST COMMUNITY

Ohereza abasitagiyeri baze kujya muri Resitora waberetse ibonekamo ibiribwa bya Kinyarwanda barebe menu yaho baze bavuge amazina mashya y’ibiribwa babonye.

Go to the restaurant indicated where Rwandan food is available. Check its menu and bring back the names of new Rwandan food we didn’t see in this lesson.

V. SELF EVALUATION

Trainee’s name: _____ **class** _____

How did you perform this competency?

This table as a self-assessment checklist for you to monitor your own learning in order to be an active independent language learner. After you complete a lesson, just put a tick to each category that you feel best describe your performance. If you still are uncomfortable with that lesson, please take time to brush it up with the LCF or study from the lesson chapter again.

<input type="checkbox"/>	I can not yet perform
<input type="checkbox"/>	I perform minimally
<input type="checkbox"/>	I perform adequately
<input type="checkbox"/>	I perform well

I have specific problem in:

- General comprehension of the text or the dialog

- Understanding vocabulary
- Grammar
- Doing exercises

New vocabulary and new expressions

Kinyarwanda	English
Ikilo	Kilogram (kg)
Ibirayi	Irish potatoes
Ibijumba	Sweet potatoes
Ibishyimbo	Beans
Ibitoki	Bananas
Ubugali	Cassava paste
Umunyu	Salt
Isukari	Sugar
Intoryi	Eggplant
Guhaha	To buy food
Inyanya	Tomatoes
Ibitunguru	Onion
Urusenda	Pepper
Imyama	Meat
Resitora	Restaurant
Isoko	Market
Akadobo	Small bucket
Amateke	????????

**TOPIC # 13: Gutumiza ibyo kurya n'ibyo kunywa muri resitora /
Ibikenerwa by'ibanze**

Order a meal and a drink in a restaurant / Expression of essential needs

LEARNING OBJECTIVES FROM KSAs

- **Identify at least five kinds of meals in the restaurant.**
Kugaragaza nibura ubwoko bw'ibiryo butatu muri restora.
- **Ask for prices of meals in the restaurant.**
Kubaza ibiciro by'ibiryo muri restora.
- **Ask for prices of drinks in the restaurant.**
Kubaza ibiciro by'ibinyobwa muri restora.
- **Order more food and seasonings.**
Kubaza ibindi biryo, umunyu n'urusenda.



I. MOTIVATION

I.1. DIALOG / SCENARIO:

John, a Peace Corps trainee, arrives at a restaurant. He orders a meal and a drink from Kabera, a waitress at the restaurant.

Kabera: Tubazanire iki?

John : Hari ubuhe bwoko bw'ibiryo?

Kabera: Hari umuceri, ifiriti, igitoki, lenga lenga n'ubugali.

John : Ipula y'ibiryo ni angahe?

Kabera : Ni amafaranga 1000 gusa.

John : Nzanira igitoki, ibishyimbo, umuceri, na lenga lenga. Hari n'icyo kunywa?

Kabera : Yego, hari fanta amazi, primus, miitzig na Amstel

John : Zana fanta coca ikonje.

Kabera : Muryoherwe.

John : Murakoze.

I.2. Different corners

Different notes	
Cultural Circle	<p>Mu muco nyarwanda nta kamenyero gahari ko guha agashimwe utanga ibyo kurya n'ibyo kunywa muri resitora cyangwa mu kabari. Muri restora no mu kabari naho ntibaciririkanya.</p> <p><i>In Rwandan culture, giving a tip to the waiter or barman is not common. In restaurants and pubs there is no bargaining.</i></p>
Medical Corner	<p>Nibyiza kubanza kurenba isuku iri muri restora ugiyemo kubera ko isuku ya resitora zimwe na zimwe itari nziza. Sibyiza kunywa amazi yo muri restora kuko bashobora kukubeshya ngo aratetse adatetse. Sibyiza gusohoka ngo usige ibiribwa cyangwa ibinyobwa byawe ngo ugaruke ubifate iyo uri wenyine cyangwa n'abantu utazi.</p> <p><i>Be aware that some restaurants are hygienic and others are not. It is not always safe to drink the water because you cannot be sure if it was boiled. It is not good to leave your food or drinks unattended.</i></p>
Safety and security square	<p>Mu tubari duciriritse rimwe na rimwe hahurira abantu batiyubashye bashobora kurwana ukaba wabigenderamo. Ikindi sibyiza gusinda mu kabari kuko bashobora kukwiba utabizi.</p> <p><i>Poor quality pubs sometimes are meeting places for people who quarrel and fight. It is not safe to be drunk in a bar or public places because your stuff may be stolen.</i></p>

Tech Corner	Umwarimu cyangwa undi muntu ukora mu buzima nk'umuganga sibyiza kujya mu tubari cyangwa resitora biciriritse. <i>As a teacher or someone who works in health domain like nurse or doctor it is not good to eat in small (poor) restaurants or small bars.</i>
Language tips	Resitora ya ndagaswi / <i>The cheapest restaurant</i> Garçon / <i>Barman</i> Ipula / <i>Plate of food</i>

II. EXPLOITATION

II.1. Vocabulary: Amazina y'ibiribwa n'ibinyobwa muri Resitora

Kinyarwanda

English

Umuceri

Igitoki

Ibihaza

Ifiriti

Amashaza

Ibishyimbo

Other words and expressions / *Andi magambo*

Kuzana/ kuzanira

Kurya

Kunywa

Gutumiza

Gufata

Guha

Ipula

Kuryoherwa

Kwishyura

Kugaruza

II. 2. GRAMMAR: Adverbs of manner / Imigereka y'uburyo

2.2.1. Situation

A: Nzanira ubugali bushyushye cyane / *Bring me very hot cassava loaf.*

B: Nta bugali buhari! / *There is no cassava loaf.*

A: Noneho mpa imvange ariko gira vuba / *If not, give me a combination but do it quickly.*

B: Ndaje rwose / *I will come right away.*

II.2.2. Analysis

The underlined words in this dialog are some of adverbs of manner we find in Kinyarwanda. Here is a list of other adverbs of manner and their use:

- Cyane / *very or very much*
- Uhoro / *slowly*
- Vuba / *quickly*
- Neza / *well*
- Nabi / *badly*
- Bwangu / *quickly*
- Rwose / *truly*

Rule: In general, adverbs follow verbs and adjectives and they can follow each other.

Examples:

Kalisa agenda buhoro / *Kalisa walks slowly.*

Mary ni mwiza cyane / *Mary is very beautiful.*

Mico yandika nabi / *Mico writes badly.*

Gasana asoma vuba cyane / *Gasana reads very quickly.*

Yohani akora cyane / *Yohani works hard.*

Mariya ni muremure cyane / *Mariya is very tall.*

Petero yandika vuba cyane / *Petero writes very quickly.*

II.2.3. LINGUISTIC FUNCTIONS

Ask for meals and drinks in a restaurant / *Gusaba ibyo kurya no kunywa muri Resitora*

2.3.1. Situation

A: Tubazanire iki?

B: Zana ubugali.

A: Nta kindi mwifuza.

B: Zana amazi akonje.

2.3.2. Analysis

In this dialog, the speaker B is ordering a meal (cassava) and a drink (water) in a restaurant. The expression he uses for this purpose is "Zana".

Other ways of asking for food and drink in restaurants are:

Zana imyumbati / *Bring cassava.*

Nzanira imyumbati / *Bring me cassava.*

Mpa/wampaye imyumbati / *Give me/would you give me cassava?*

Mpereza imyumbati / *Give me cassava.*

Ushobora kuzana / kunzanira / kumpa / kumpereza imyumbati? / *Can you bring / bring me / give me / give me cassava?*

Note:

The first four ways are imperatives but the last one is in affirmative and interrogative forms and is more polite.

Examples:

Ushobora kuzana imyumbati / *You can bring cassava.*

Ushobora kuzana imyumbati? / *Can you bring cassava?*

III. PRACTICE

3.1. Cross-word:

Find 9 names of meals and drinks in the following puzzle and use them in sentences.
Erekana amazina 9 y'ibiribwa n'ibinyobwa ari mu kinyatuzu gikurikira unyakoreshe mu nteruro.

U	I	C	Y	A	Y	I	K	G	M
M	A	M	B	M	U	B	A	A	U
U	B	U	G	A	L	I	M	K	B
C	M	A	I	Z	B	S	U	A	I
E	U	K	B	I	U	H	B	F	S
R	M	B	I	K	K	Y	I	A	A
I	F	I	R	I	T	I	S	N	G
M	I	N	R	A	A	M	A	T	A
U	R	N	U	T	U	B	A	A	A
B	I	I	G	I	T	O	K	I	M

- 1 _____
- 2 _____
- 3 _____
- 4 _____
- 5 _____
- 6 _____
- 7 _____
- 8 _____
- 9 _____

III.2. Fill in the Blank

Choose the appropriate adverb to fill in the blanks and make meaningful sentence: *[cyane, vuba, buhoro, bwangu, neza, nabi]*

1. Nabyutse saa kumi n'imwe za mugitondo: Nazindutse _____
2. Butare-Kigali imodoka yagenze isaha n'igice: yagenze _____
3. Piyo yagize amanota 95%: yakoze _____

4. Kora _____ kugira ngo urangize mbere
5. Yambaye imyenda icitse: yambaye _____
6. Mariya yandika paji 1 mu masaha 2: yandika _____

III. 3. Dialog:

Complete the following dialog with the appropriate words / *Uzuza ikigamiro gikurikira n'amagambo akwiriye.*

A : Tukuzanire iki ?

B : _____ igitoki

A : Tuguhereze iki ?

B : _____ ubugali

A : _____ iki?

B : Mpa ibirayi

A : Nkuzanire ?

B : Ushobora _____ umuceri

A : _____ iki?

B : Ushobora kunzanira agatogo

A : Tubahereze iki?

B : Ushobora _____ imvange.

IV. LINK TO THE HOST COMMUNITY

Go to the cooks of your house and ask them the following questions. Return to class with new words that you'll have learnt from them:

1. Mwatetse iki ku manywa? *What have you cooked this noon?*
2. Murateka iki kuri uyu mugoroba? *What are you going to cook this evening?*
3. Muteka mute ibishyimbo? *How do you cook beans?*
4. Muteka mute ubugali? *How do you cook cassava loaf?*

V. SELF EVALUATION

How did you perform this competency?

This table as a self-assessment checklist for you to monitor your own learning in order to be an active independent language learner. After you complete a lesson, just put a tick to each category that you feel best describe your performance. If you still are uncomfortable with that lesson, please take time to brush it up with the LCF or study from the lesson chapter again.

	I can not yet perform
	I perform minimally
	I perform adequately
	I perform well

I have specific problem in:

- General comprehension of the text or the dialog
- Understanding vocabulary
- Grammar
- Doing exercises

VOCABULARY AND NEW EXPRESSIONS

Kinyarwanda	English
kurya	To eat
Kunywa	To drink
Kubaza	To ask
Kwishyura	To pay
Nzanira	Bring me
Ibishyimbo	Beans
Amashaza	Peas
Imyumbati	Cassavas
Inyanya	Tomatoes
Urusenda	pepper
Mufite iki?	What do you have?
Tubazanire iki?	What
Mperezaza	Give me
Ipula	Plate of food
Guha	To give

Gutumiza	To order
Amazi	Water
Amata	Milk
Mwifuza iki?	What do you want?
Tubafashe iki?	What can we help you?
Muryoherwe	Enjoy

**TOPIC # 14: Kubaza no gusobanura uko bateka Kinyarwanda /
Ibikenerwa by'ibanze**

*Ask and explain the different steps in cooking a typical Rwandan meal
/ Expression of essential needs*

LEARNING OBJECTIVES FROM KSAs

- **Explain different steps to prepare rwanan food.**
Gusobanura ibice bitandukanye mu gutegura indyo nyarwanda.
- **Name at least five ingredients used in cooking rwanan mea.l**
Kuvuga nibura ibiribwa bitanu bikoreshwa mu guteka indyo nyarwanda.
- **Identify at least four kitchen utensils.**
Kugaragaza nibura ibikoresho bine byo mu gikoni.
- **Ask questions about cooking rwanan meal.**
Kubaza ibibazo ku bijyanye no guteka indyo nyarwanda.



I. MOTIVATION

I.1 Dialogue: At Geraldine's home / *Mu rugo kwa Gerardine*

Scenario

Michael Scarn is an American trainee. He went to visit his trainer Geraldine at home and found that she was cooking. Geraldine talked about Kinyarwanda cooking with him.

Gerardine: Agent Scarn, karibu iwacu, uje kudasura?
 Agent Michael Scarn: Yego, nje kubasura.
 Gerardine: Ntabwo twicara mu nzu, ndi mu gikoni
 Agent Michael Scarn: Urakora yo iki?
 Gerardine: Ndatetse ndatetse kandi ndi nnyenyine.
 Agent Michael Scarn: Utetse iki?
 Gerardine: Ntete imyumbati n'ibishyimbo
 Agent Michael Scarn: Uranyereka uko babiteka se?
 Gerardine: Ntakibazo Ndabikwereka. Biroroshye!

I.2. Comprehension check

1. Gerardine ari he?
2. Arakora iki? Sobanura.
3. Ese guteka birakomeye?

I.2. Different corners

Different notes	
Cultural Circle	<p>Mu Rwanda bizwi ko abagabo n'abahungu batajya mu gikoni guteka cyangwa kurirayo, bikorwa n'abagore n'abakobwa gusa. Ariko ubu bigenda bihinduka bitewe n'uburinganire bw'ibitsina kuburyo n'umuhungu cyangwa umugabo ubu bashobora guteka.</p> <p><i>In Rwanda, men used to not go in the kitchen, cook, or eat in the kitchen; Roles are changing slowly due to promotion of gender equality.</i></p>
Medical Corner	<p>Ni byiza kurya ibiryo bishyushye igihe cyose kuko bigabanya mikorobe.</p> <p>Ni ngombwa kunywa amazi atetse.</p> <p>Ni ngombwa koza ibikoresho neza mbere yo guteka.</p> <p><i>It important to eat food when is hot because it reduce microbes which can contract you.</i></p>

	<p><i>It is recommended to drink boiled water, it's more hygienic.</i></p> <p><i>It is also recommended to wash dishes before cooking.</i></p>
<p>Safety and security square</p>	<p>Igihe utetse ntugomba gusiga inkono ku ziko ngo ujye kure.kuko bashobora kubiroga cyangwa kubyiba.</p> <p>Igihe ugiye guhaha ugomba kwibutsa umucuruzi kukugarurira igihe yibagiwe. Kuvuga ikinyarwanda aho uri hose bizagufasha kubana n’abantu no mu rwego rw’umutekano.</p> <p><i>When you are cooking you should not leave your food on the stove unattended for a long time because people may poison or steal it.</i></p> <p><i>When paying you must remind the seller to give your change if he forgets.</i></p> <p><i>Speaking Kinyarwanda where ever you are will help you to have good relationship with others and to be secure.</i></p>
<p>Tech Corner</p>	<p>Nk’umwarimu cyangwa undi muntu ukora mu buzima, si byiza kurira mu nzira no kujya muri resitora ziciriritse.</p> <p>Igihe cyose witekera uri umwarimu cyangwa undi mukozi, cyane cyane uri umugabo abantu bazakwita igisambo.</p> <p><i>As a teacher or another person who works in health it is not good to eat on the street (street food) and eat in small/cheapest restaurants.</i></p> <p><i>When you are teacher or someone who works in health domain and prepare your food yourself people will think you are gluttonous.</i></p>
<p>Language tips</p>	<p>Kwica umwaku / To kill a bad luck.</p> <p>Gukora ikirunga/agasozi / to plate a lot of food.</p>

II. EXPLOITATION

II.1. Vocabulary: Spices used in Rwandan cooking

Ibirungo bikoreshwa mu guteka indyo nyarwanda

II.1.1. Situation

Betty wants to cook potatoes and vegetables, but she doesn't have spices, only salt.

II.1.2. Kinyarwanda

English

- | | |
|---------------|-------|
| 1. Umunyu | _____ |
| 2. Urusenda | _____ |
| 3. Ibitunguru | _____ |
| 4. Inyanya | _____ |

5. Amamesa _____
6. Amavuta y'ubuto _____

Other words:

1. Gutonora _____
2. Gukata _____
3. Gushyira _____
4. Kuminjira _____
5. Gukaranga _____

II.2 GRAMMAR: Ikinyazina nyamibare ngerekero / *Ordinal Pronouns*

2.2.1. Situation

Iyo Geraldine agiye guteka imyumbati n'ibishyimbo icyo akora cya mbere ni ugutereka ibishyimbo ku ziko, icya kabiri ni ugutonora imyumbati, akayozza, akayigereka ku bishyimbo, agapfundikira, agacanira, byamara gushya akabikaranga, hanyuma akabikura ku ziko, akarura bakarya.

When Geraldine is cooking cassava and beans, the first step is to put beans on the stove. The second step is to peel cassava. She washes it, adds cassava to the beans, covers and boils everything. When the food finishes being cooked, she fries it. She removes it from the stove, serves the food and the eating begins.

2.2.2. Analysis

Look at these statements:

Geraldine icyo akora cya mbere ni ugushyira ibishyimbo ku ziko.

What Geraldine does first is to put the beans on the stove.

Icya kabiri, atononora imyumbati.

In the second step, she peels the cassava.

- The underlined words in these sentences are Kinyarwanda ordinal pronouns.-

Other examples:

Inkweto za gatatu → iza gatatu
Third shoes the third

Ibiyiko bya kane → ibya kane
Fourth spoons the fourth

Umukobwa wa gatanu → uwa gatanu

Fifth daughter *the fifth*

Abanyeshuri ba gatandatu → aba gatandatu
Sixth student *the sixth*

Umugore wa mbere → uwa mbere
First *the first*

Isuka ya kane → iya kane
Fourth *the fourth*

Ikigori cya mbere → icya mbere
First *the first*

Umwana wa kabiri → uwa kabiri
Second *the second*

Ibisubizo bya gatanu → ibya gatanu
Fifth *the fifth*

Intebe za gatatu → iza gatatu
Third *the third*

Abagabo ba gatandatu → abagatandatu
Sixth *the sixth*

Uturyo twa mbere → utwa mbere
First *the first*

Ububasha bwa gatanu → ubwa gatanu
Fifth *the fifth*

Ukuguru kwa munani → ukwa munani
Eighth *the eighth*

Akameza ka kabiri → aka kabiri
Second *the second*

- Icyamba mbere: i-ki-a/mbere → i-i → y/j
- Uwa kabiri: u-u—a/kabiri → u-u → w/j
- Ibyamba gatanu: i-bi-a/gatanu → i-i → y/j
- Iza cumi: i-zi-a/cumi → i-i → o/j
- Iya munani: i-i-a/munani → i-i → y/j
- Aba karindwi: a-ba-/karindwi → a+ba + umubare
- Urwakane: u – ru – a – kane → u -> w / -j
- Akagatanu: a – ka – gatanu → a + ka + umubare

- Ubwacumi: u – bu – a – cumi → u -> w / - j
- Ukwagatandatu : u – ku – a – gatandatu → u -> w / - j

Rule: *Ordinal pronouns are formed by adding the connective pronoun to the number, making necessary changes according to the noun class.*

Noun	Connective pronoun	#	Ordinal pronoun	Examples
Umwana Abana	Wa Ba	Mbere	Uwa mbere Aba mbere	Umwana wanjye ni uwa mbere Abana banjye ni aba mbere
Umupira Imipira	Wa Ya	Cumi	Uwa cumi Iya cumi	Umupira wa Kassim ni uwa kabiri Imipira ya Kassim ni iya kabiri
Iteke Amateke	Rya Ya	Cyenda	Irya cyenda Aya cyenda	Anita yariye iteke rya cyenda Amateke aryoha ni aya cyenda
Ikijumba Ibijumba	Cya Bya	Munani	Icya munani Ibya munani	Ikijumba cyanjye ni icya munani Ibijumba byanjye ni ibya munani
Intebe Intebe	Ya Za	Gatanu	Iya gatanu Iza gatanu	Intebe ya Mariya ni iya gatanu Intebe za Mariya ni iza gatanu
Urusenda Insenda	Rwa Za	Mbere	Urwa mbere Iza mbere	Ruriya rusenda ni urwa mbere ? Ziriya nsenda ni iza mbere ?
Akenda Utwenda	Ka Twa	Kabiri	Akakabiri Utwaka kabiri	Akenda uzanye ni aka mbere ? Utwenda ufite ni utwa mbere ?
Ishaza Ubashaza	Rya Bwa	Gatatu	Irya gatatu Ubwa gatatu	Ririya shaza ni irya gatatu mu kuryoha Buriya bushaza ni ubwa gatatu mu kuryoha
Ukwezi	Kwa	Kane	Ukwa kane	Mata ni ukwezi kwa kangahe? Ni ukwa kane

III.3. LINGUISTIC FUNCTIONS: *Explain the different steps in cooking and kitchen utensils*

3.3.1. Situation

Iyo Mahoro agiye guteka, abanza kureba ko afite ibikoresho byo mu gikoni, ibitekwa n ibirungo, agukurikizaho guteka, hanyuma ukarura akagaburira abana. Ikindi kandi ateka mu **isafuriya**.

When Mahoro is going to cook, she first sees if she has spices, then she cooks and afterwards, she serves the children. She cooks in a pan.

3.3.2. Analysis

- Mahoro abanza kureba ko afite ibirungo *Mahoro / Starts by checking if she has spices.*
- Akurikizaho guteka / *Then she cooks.*
- Hanyuma akagaburira abana. / *After she serves children.*
- Ateka mu isafuriya / *She cooks in a **pan**.*

In these statements, we see clearly the three steps that Mahoro performs when she's cooking. The underlined words are the expressions that are used to define these steps. The bolded one is one of kitchen utensils.

These words are:

"Abanza _____, akurikizaho, _____,
Hanyuma _____"

Note: *Using this structure, you can describe the steps taken to perform any task.*

Example:

Iyo Nely ateka ibirayi *abanza* kubihata, *akurikizaho* kubironga, *hanyuma* akabicanira. *When Nely cooks Irish potatoes she starts by peeling them, then she washes them and after she puts them on the stove.*

III. PRACTICE

III.1. The following digits represent students' grades. Practice talking about them and rank order the students, from highest to lowest.

Examples:

98: Anitha → Anitha ni uwa mbere, afite amanota 98%

53: Gimy →

49: Alice →

78: James →

69: Pete →

85: Betty →

77: Coco →

54: Paul →

73: Dodo →

86: Mimi →

III.2. Fill in The blanks: *Fill in the blanks using "abanza", "akurikizaho" and "hanyuma"*
Koresha mu nteruro "abanza," "akurikizaho" na "hanyuma"

- a) Iyo Mahoro yiga_____. Gukurikira mwarimu,akurikizaho kumwumva_____akandika
- b) Mariya abanza guhata ibirayi_____kubironga, hanyuma akabiteka
- c) Iyo mwarimu yigisha_____kwereka abanyeshuri urugero_____gusobanura_____akabaha umwitozo.
- d) Iyo umuntu agiye kuryama _____kwikuramo imyenda_____kuryama_____agasinzira.

III.3. Writing

Write a paragraph using these expressions then read it to your classmates.

abanza (first)

akurikizaho (then)

hanyuma (finally/after)

IV. LINK TO THE HOST COMMUNITY

Go to your resource family or cook of your house and ask them to tell you the main steps of cooking a Kinyarwanda meal. Be prepared to explain the steps to your classmates during the next language session.

V. SELF EVALUATION

Trainee's name: _____ **Class:** _____

How did you perform this competency?

This table as a self-assessment checklist for you to monitor your own learning in order to be an active independent language learner. After you complete a lesson, just put a tick to each category that you feel best describe your performance. If you still are uncomfortable with that lesson, please take time to brush it up with the LCF or study from the lesson chapter again.

	I can not yet perform
	I perform minimally
	I perform adequately
	I perform well

I have specific problem in:

- General comprehension of the text or the dialog
- Understanding vocabulary
- Grammar
- Doing exercises

VOCABULARY AND NEW EXPRESSIONS

Kinyarwanda	English
Ibiribwa	Ingredients
Ibiryoy	Food
Inyama	Meat
Ibitoki	Bananas
Ibigori	Maize
Utetse iki?	What are you cooking?
inyanya	Tomatoes
Nje kurasura	I am coming to visit you
Gukata igitunguru	To cut onion
Guhata ibirayi	To pill irish potatoes
Gukaranga	To fry
Kwarura	To plate
Gushyiramo umunyu	To put salt
Nta kibazo	No problem
Biroroshye cyane	It is very easy

TOPIC # 15: Gusobanura ibikorwa byawe bya buri muni/ Ibikorwa bya burimuni

Describe daily activities/ Interpersonal relationships

LEARNING OBJECTIVES FROM KSAs

- **Tell someone your schedule of daily activities in Kinyarwanda using proper verbs and tense.**

Kuvuga gahunda y'ibikorwa bya buri muni mu Kinyarwanda nta gusoma inshinga mu ikayi.

- **Inquire about someone's schedule in Kinyarwanda.**

Kubaza umuntu gahunda y'ibikorwa bye mu Kinyarwanda.

- **Tell the time in Kinyarwanda**

Kubwira abandi igihe mu Kinyarwanda.

- **Ask the time in Kinyarwanda.**

Kubaza igihe mu Kinyarwanda.



I. MOTIVATION

1.1. Text: Scenario

Mary Rose a Peace Corps Volunteer, is explaining her weekend activities when she was a student at the University of Arizona to Zilpah, her LCF.

I.1. Text

Iyo nabaga ndi kuri campus ya Univerisite ya Arizona nabyukaga saa 6:00, nkoga sinakoraga isuku mu cyumba cyanjye, Saa 12:00 najyaga kurya pizza, nyuma ya saa sita nasuraga inshuti zanjye, navayo ngakora siporo. Kuri kaminuza ubuzima bwari bworoshye.

I.3. Different corners

Different notes	
Culture Circle	<p>Mu Rwanda ubusanze isuku yo mu rugo ikorwa n’abakobwa cyangwa abagore. <i>In Rwanda, house cleaning is normally done by women.</i></p> <p>Mu Rwanda, habaho imirimo yagenewe abagore gusa (ingero: guteka, gusasa, kwoza abana, kubagara...) n’indi yagenewe abagabo (ingero; kwasa inkwi, kubaka inzu...), ariko muri iki gihe bigenda bihinduka kubera uburinganire hagati y’umugabo n’umugore, n’ubwo benshi batarabyumva neza. <i>In Rwanda, there are works which are particular to women (examples: cooking, making bed, bathing children...) and others which are particular to men (examples: cutting fire wood, building houses...). This is slowly changing due to promotion of gender equality.</i></p>
Medical Corner	<p>Isuku ni ngombwa mu cyumba cyawe n’ahandi hose ukorera akazi . Iyo udasukukura icyumba, ushobara gukurizamo uburwayi. <i>Hygiene is necessary in any place you do work.</i></p>
Safety and security Square	<p>Niba hari umuntu usukura icyumba cyawe ni ngombwa kureba ibintu birimo mbere y’uko ahasukura.<i>If there is someone who cleans your bedroom, check what you have in the room before they clean it.</i></p> <p>Mu gihe kandi atari wowe wifurira imyenda, reba ko nta mafaranga arimo ukiyikuramo.<i>In the time when you don’t do your laundry yourself, check to make sure there is no money in your clothes when you take them off.</i></p>
Tech Corner	<p>Gukora gahunda y’ibikorwa bya buri muni ni ngombwa kuko bifasha kurangiza akazi neza kandi ku gihe. <i>Scheduling daily activities is necessary because it helps to finish your work on time.</i></p>
Language tips	<p>Gutsindagira umuhanda / <i>Walk on foot for a long time</i></p>

II. EXPLOITATION

II.1. VOCABULARY: Daily activities / *Ibikorwa bya buri munsu*

Kinyarwanda

English

Kubyuka mu gitondo

Gukora sport

Gukora isuku

Guteka ibiryo

Gukubura mu nzu

Gukoropa mu cyumba

Kumesa imyenda

Umukoropesho

Umweyo

II.2.1. GRAMMAR: Linking words / *Amagambo y'ibyungo*

II.1. Situation

Maria aramesa imyenda ye **kandi** ajye ku kazi **naho** muhire umuturanyi we arakora mu busitani bw'inzu ye.

II.2. Analysis

The bolded words in this text are used as linkers.

The table below summarizes the main linking words encountered in Kinyarwanda and use.

	@ the beginning of the sent.	Mark of opposition	In the middle of sent.	Mark of comparison	Continuation of story	Linking word
Mbere (before/ first of)	√	×	×	×	×	×
Hanyuma (after/then/lastly)	×	×	√	×	√	×

Nuko (then)	×	×	√	×	√	×
Kandi (also)	×	×	√	×	√	×
Na/no (and/with)	×	×	√	×	×	√
Naho (whereas)	×	×	√	√	×	×
Keretse (except)	×	√	√	×	×	×
Ariko (but)	×	√	√	×	×	×

Examples:

1. **Mbere** yo kujya kurya ugomba kubanza koga intoki **nuko/hanyuma** ukabona kurya.
2. Kate **na** Sonia barajya ku isoko
3. Njyiye kuryama **ariko** nta bitotsi mfitte
4. Ntiwajya mu mujyi mu masaha y’akazi **keretse** Mupemba aguhaye uruhushya

Icyitonderwa/ Note:-na- in the middle of a sentence means an action that is added

to another one=**kandi**

Example: Ndahinga nkanateka

II.3. LINGUISTIC FUNCTIONS:

Describing daily activities / *Kuvuga ibikorwa bye bya buri muni*

II.3.1. Context

A: Uboneka ryari ngo uzajye unyigisha icyongereza?

B: Kuwa gatandatu gusa.

A: None se gahunda yawe ya buri muni imeze ite?

B: Iyo mbyutse **ndabanza** nkoga, ngakurikizaho koza ibintu, **noneho** nkanywa icyayi, **hanyuma** nkajya ku kazi. Nimugoroba ntegura amasomo, ngashaka infashanyigisho, **ubundi** nkaruhuka.

II.3.2. Explanation

For describing daily activities, here are some common words/phrases to use:

Nk(when a verb begins with ku) cyangwa

ng(when the verb begins with gu)+ **the root of the verb**+a

The following words are followed by the above structure:

ndabanza / *I start with* yerekana igikorwa kiza mbere y’ibindi

noneho / *then* yerekana igikorwa gikurikira ikindi

hanyuma / ubundi / *lastly* yerekana igikorwa giheruka

The following words are followed by the infinitive:

Mbanza / I start with

Nkurikizaho / I make follow

Ngaheruka / I end with

Mbere na mbere is followed by the verb in simple present.

III. PRACTICE

III. 1. Picture talk:

Look at these pictures of activities and talk about them.









III.2. Making sentences

Describe the action that corresponds to the following words then use the words in meaningful sentences. As in the example below, write your own sentences.

Example:

-Word	→ action	→sentence
Amasahani	→koza amasahani	→Noza amasahani mbere yo kurya

- Umweyo →
- Ibiryo →
- Imyenda →
- Umukoropesho →
- Siporo →

III.3. Fill in the Blank: Fill in the blanks with one of the following words:

[mbere, na, ariko, nuko, hanyuma, keretse, naho, kandi]

- Mu gitondo ndabyuka _____ nkoga, _____, nkambara, _____ nnyewe
- _____ . Assinath tukajya ku kazi _____ ntidufata
- imodoka kuko ari hafi _____ iyo twakerewe.
- _____ yo kuvuga ujye ubanza utekereze _____ uvuge ibintu byiza.
- Zilpah ni umukobwa _____ Alphonse ni umuhungu.
- Urajya kuvoma _____ ujye no ku isoko.

III.4. Pair Work

In pairs, discuss what you were doing every Sunday when you were in the USA.

IV. LINK TO THE HOST COMMUNITY

Go and ask at least two people in your Resource Family about their daily activities. Be prepared to report on your conversations in your next language class.

V. SELF EVALUATION

How did you perform this competency?

This table serves as a self-assessment checklist for you to monitor your own learning in order to an active independent language learner. After you complete a lesson, just put a tick to each category you feel best describe your performance. If you still are uncomfortable with that lesson, please take time up with the LCF or study from the lesson chapter again.

	I cannot yet perform
	I perform minimally
	I perform adequately
	I perform well

I have specific problem in:

- General comprehension of the text or the dialogue
- Understanding vocabulary
- Grammar
- Doing the exercise

Appendix

Vocabulary and new expressions

Kwasa inkwi	To cut fire wood
Umukoropesho	A mop
Guteka ibiryo	To cook food
Gukubura mu nzu	To sweep the house
Gukora isuku	To do the hygiene
Gutega tagisi	To take a taxi
Umweyo	A bloom
Kumesa/Gufura	To wash clothes
Kwoza ibyombo	To wash dishes
Mbere na mbere	First of all
Noneho	Then
Hanyuma	Lastly
Mbere na mbere	First of all
hanyuma	Lastly

TOPIC # 16: Kubaza amakuru ku bikorwa bya buri muni by'umuryago runaka / Ibikorwa bya buri muni

To get information about daily activities of a given family | Daily activities

LEARNING OBJECTIVES FROM KSAs

- **Ask one's daily activities using appropriate structures of Kinyarwanda**
Kubaza ibikorwa bya buri muni by'umuntu runaka ukoresheje imivugire nyayo y'ikinyarwanda
- **Identify at least 3 women activities in Rwandan community**
Kugaragaza nibura imirimo itatu ikorwa n'abagore mu muryango nyarwanda
- **Identify at least 3 men activities in Rwandan community**
Kugaragaza nibura imirimo itatu ikorwa n'abagabo mu muryango nyarwanda



I. MOTIVATION

2.1. SCENARIO

Steve arabaza amakuru ku mirimo umuryango wa Mugenzi ukora buri muni.
Steve is asking information on Mugenzi's family daily activities.

Steve: Gahi, iwanyu mu rugo umunsi w'akazi bigenda bite?
Papa wawe na mama wawe bakora iki?

Gahima: Data ni umukozi mu ishyirahamwe rishinzwe kurwanya SIDA,
ni umukangurambaga. Buri muni w'akazi aba afite ikiganiro atanga.
yarangiza agasura ingo ziri mu kagari ashinzwe. Ariko mama ni
umwarimukazi mu gitonda ajya ku kazi, yataha agakosora impapuro
z'abanyeshuri.

Steve: Bafite akazi keza. Muri icyo gihe se mushiki wawe aba akora iki?

Mugenzi: Muri icyo gihe mushike wanjye aba yoza ibintu, akanamesa imyenda kandi
nanjye mba mufasha kumesa.

Steve: Ni byiza, ndumva iwanyu mwese mufite imirimo mukora!

I.2. Comprehension check

Reba niba abanyeshuri bumvise umwandiko wifashishije utu tubazo:

- Se wa Gahima ni umutetsi?
- Se wa Gahima ni umukangurambaga?
- Nyina wa Gahima ni umuganga?
- Abyuka akora isuku mu nzu?
- Nyina wa Gahima yoza ibintu?
- Mushiki we ategura ibyo kurya yarangiza akamesa imyenda?

I.3. Different corners

Different notes	
Cultural Circle	<p>Abantu bose bagize umuryango baba hamwe mu rugo kandi habaho umuco wo kugabana imirimo. <i>All members of a family live together in one home and the share tasks.</i></p>
Medical Corner	<p>Mu Rwanda ni itegeko kugira ubwishingizi bw'ubuzima, abarimu kimwe n'abandi bakozi nabo bagomba kugira umwishingizi.</p> <p>Abanyarwanda iyo barwaye nubwo baba bafite ubwishingizi, ntibahita bajya kwa muganga akenshi iyo urembye babyita uburozi kandi bakavuga ko buzirana n'imiti ya kizungu bityo bagahitamo abavuzi gakondo. <i>In Rwanda it's an obligation to have health insurance; teachers like other workers also should have it.</i></p> <p><i>When Rwandan people are sick (especially non-educated people), they don't go immediately to the hospital. They feel that when you are seriously sick, you have been poisoned. Therefore they prefer to take traditional medicines instead of modern medicine because of course poison is incompatible to modern medicines.</i></p>
Safety and security Corner	<p>Mu muryango umugabo niwe ushinzwe umutekano w'abo mu rugo bose, niyo adahari bumva bafite ubwoba.</p> <p>Igihe ufashe urugendo utari bugaruke, wakagombye gusaba umuturanyi cyangwa undi muntu akagusigarira ku nzu kugirango batakwiba. <i>In Rwandan families, the husband is responsible for his family security therefore some households feel unsecure when they are not there. When you want to travel and expect to spend night(s) you should ask a neighbor to stay in your house so that it's not robbed.</i></p>
Tech Corner	<p>Mu Rwanda abarimu nibo bantu bakunda kugaragaza ko bubahiriza igihe kandi badapfa gusiba mu kazi nta mpamvu. Nk'umwarimu cyangwa undi mukozi ugomba kuba intangarugero wagira impamvu ukabimenyeshya umukoresha wawe.</p> <p><i>In Rwanda teacher are more punctual and regular people at work. As teacher or any other worker you should be a model and you should inform your employer in case you have reason to absent yourself from work</i></p>
Language tips	<p>"Gakweto" means teacher. People call him gakweto "small shoe" because he hasn't enough money to buy a good shoe. "Urwarimu" means banana beer (Urwa from urwagwa=bananana beer). Teachers like it especially in rural areas. It is cheap and they don't unlike other kind of beer like primus or mutzig which are relatively expensive. "Inyama z'abarimu" / teachers' meat are aubergines. It's called teachers' meat because with their small salary, they buy aubergines instead of meat which are expensive.</p>

II. EXPLOITATION

2.1. Vocabulary: Daily activities / *Ibikorwa bya buri muni*

Kinyarwanda

English

Gukaraba

Kumesa

Koza ibintu

Guhanagura inkweto

Guteka

Gucana imbabura

Kuvoma

Kugabura ibyo kurya

Gukubura imbuga

II.2. GRAMMAR: Interrogative words / *Amagambo abaza*

II.2.1. Situation

A: Suz, mu gitondo ukora iki?

B: Nkora isuku mu nzu yacu.

A: Musaza wawe abyuka ryari?

B: Abyuka kare kare mu gitondo.

II.2.2. Analysis

The underlined words in this dialog are the interrogative words, the speaker A is using to inquire about the B's family activities.

Other Interrogative expressions are:

- Ngahe?
- Te?
- Iki? (ki?)
- Ese?
- Ryari?
- Nde?

Examples:

- Wageze mu Rwanda **ryari**?
When did you arrive in Rwanda?
- Mwiga ikinyarwanda **kangahe** mu cyumweru?
How many times a week do you study Kinyarwanda?
- Mu ishuri byifashe **bite**?
How is class?
- Muri resitora mwariye **iki**?
What did you eat this morning?

II.2.3. Functions of interrogative words:

- "**Ngahe?**" is used when asking for a number
- "**Te?**" is used when asking how things or people are
- "**Nde?**" is used when we want to know a person
- "**Ngahe?**", "**te?**", "**nde?**" take the classes of the preceding words
- "**He?**" is used when we want to know about a place
- "**Ki?**" is used when we want to know about a kind of an object
- "**Ese?**" is used when we want to know about news
- "**Ryari?**" is used when we want to know about time

II.3. LINGUISTIC FUNCTIONS:

Getting information about daily activities of a given family.
Kubaza amakuru ku bikorwa bya burimunsi by'umuryago runaka.

2.3.1. Context: Brandon inquiring about Mahoro's activities

Brandon: Uyu munsi urakora iki?

Mahoro: Uyu munsi ndajya guhaha ku isoko, nimvayo ntegure ibyo kurya bya saa sita, nyuma ndatara ipasi imyenda nameshe ejo.

Brandon: umugabo wawe ari he?

Mahoro: umugabo wange yagiye kubaka inzu.

II.3.3. Other Phrases:

- Iyo ubyutse ukora iki?
-

- Uhanagura ibirahura by inzu ryari?
-

- Ukora he?
-

- Ujya mu isoko kangahe?
-

- Ufatanya nande gukora isuku yo mu nzu?
-

- Utegura ute ibyo urya bya mugitondo?
-

III. PRACTICE

III.1. Fill in the blanks:

Complete these sentences with the following words in order to keep the accurate meaning of the sentence: *Ibiganiro, Mukaraba, Abyuka, Umukangurambaga, Ategura, Akora, Kurya, Kazi, Inama, Atanga*]

1. Jessica _____ ibyo _____ bya saa sita.
2. Mugenzi iyo agiye mu _____ aba afite _____ atanga.
3. Iyo mubyutse _____ mu maso.
4. Mugenzi ni _____ yirirwa atanga _____.
5. Nyina wa Gahima _____ kare kare _____ isuku mu nzu.

III.2. Writing

Write a small text using past; present and future tenses.

Develop a text describing the activities you did when you were preparing your trip to Rwanda.

Write down an account on your activities in Kinyarwanda here since you arrived up to now.

-----Read your text in front of your classmates and let them ask you questions.-----

III.3. Scramble text: Rearrange these sentences in order to reconstruct meaningful text.

- Nkaraba isabune n'amazi umubiri wose nkambara neza, nkajya mu ishuri mbere y'uko amasomo atangira.
- Njanya n'abandi ku meza tugafata ibyo kurya bya mu gitondo
- Njyeze mu ishuri niyibutsa ibyo twaraye twize
- Nyuma y'aho tuvuye mu kiruhuko dusubira kwiga tukageza nimugoroba
- Iyo tuvuye mu ishuri njya mu myitozo ngororamubiri
- icyo gihe umunsi uba urangiye.

3.4. Picture talk

Ask a question about each image using your own imagination.



IV. LINK TO THE HOST COMMUNITY

Go to your resource family and inquire about their daily activities. Be prepared to share the results with your class.

Mugende mu muryango wanyu w'inshuti mubaze imirimo yabo ya buri muni w'akazi. Muzane ibyo mwabonye mubiganire n'abandi.

V. SELF EVALUATION

Trainee's name: _____ **Class:** _____

How did you perform this competency?

This table as a self-assessment checklist for you to monitor your own learning in order to be an active independent language learner. After you complete a lesson, just put a tick to each category that you feel best describe your performance. If you still are uncomfortable with that lesson, please take time to brush it up with the LCF or study from the lesson chapter again.

	I can not yet perform
	I perform minimally
	I perform adequately
	I perform well

I have specific problem in:

- General comprehension of the text or the dialog
- Understanding vocabulary
- Grammar
- Doing exercises

Vocabulary and useful expressions

Kinyarwanda	English
Mu rugo	At home
Umunsi w'akazi	Work day
Umunsi w'ikiruhuko	Day off
Ishyirahamwe	Association
kwirinda /Kurwanya SIDA	To prevent / to fight AIDS
Umwarimu(kazi)	Teacher
Ku kazi	At work
Impapuro	Papers
Abanyeshuri	Pupils / students
Mushiki wawe	Your sister
Kumesha imyenda	To wash clothes
Ni byiza	It's good /it's ok
Imiti ya kizungu	Modern medicines
Imiti ya gihanga	Traditional medicines
Umukangurambaga w'ubuzima	Community health worker

**TOPIC # 17: Gusobanura uko inzu imeze no gusaba isanwa /
Ibikorwa bya buri muni / Describe what a house looks like
and ask to have it repaired./ Daily activities**

LEARNING OBJECTIVES:

- **Identify in Kinyarwanda the house damage.**
Kugaragaza mu Kinyarwanda ukwangirika kw'inzu.
- **Explain in Kinyarwanda the house damage to the landlord.**
Gusobanurira nyirinzu mu Kinyarwanda ukwangirika kw'inzu.
- **Suggest in Kinyarwanda a solution to the damage.**
Gutanga mu Kinyarwanda ibitekerezo byo gusana inzu.



I. Motivation

1.1. Letter

Scenario:

Madisoni, a PCV, is writing a letter to her landlord, Emmanuel, to request for some repairs on her house.

Nyakubahwa,

Nejewe no kubandikira ngirango mbamenyeshe ko inzu mbamo yangiritse ikaba itameze neza.

Mu by'ukuri, idirishya ryayo ryarangiritse kandi urugi ntirufungika neza. Nkaba nabasaga ko mwayisana.

Mbye mbashimiye.

Madisoni (PCV)

I.3. Different corners

Different notes	
Culture Circle	<p>Ubufatanye bw' abanyarwanda, mu bice bimwe na bimwe, bugaragarira cyane cyane mu kubakira abatishoboye amazu(ariko adahenze).</p> <p><i>In some places, Rwandans show their solidarity by building houses (but which are not expensive) for the poor people or the widowers.</i></p>
Medical Corner	<p>Inzu n'ahayikikije bigomba kugirirwa isuku, bitabaye ibyo ukarwara indwara z'umwanda ndetse na malariya.</p> <p><i>The house and its enclosure must be clean otherwise diseases can be spread.</i></p>
Safe and security Square	<p>Ni ngombwa gukinga inzu neza igihe cyose utari mu rugo kuko abajura bashobora kwinjira bakiba.</p> <p><i>It's necessary to lock well your house every time you leave.</i></p> <p>Igihe inzu yangiritse, ukwiriye kwihutira kuyisanisha kuko bishobora korohera abajura kwinjiramo. Imfunguzo nazo zigomba kubikwa mu ibanga kugira ngo wirinde ko gagira umuntu ucurishamo izindi, noneho bakazaza kwiba igihe udahari cyangwa nijoro..</p> <p><i>If your house is damaged and it is not repaired, it makes it easier for thieves to break in.</i></p>

	<i>Keys also should be kept in secret so that no one can copy them.</i>
Tech Corner	<p>Umwarimu ntagomba kwakira abanyeshuri mu rugo iwe cyane cyane iyo badahuje igitsina.</p> <p><i>A teacher should not have students at there home, especially when they are of different sex than him/her.</i></p>
Language tips	<p>Ikibahima : inzu nto itandukanye n’iyo umuryango ubamo, ariko iri mu rugo ifite umuntu uyibamo wo mu muryango. Akenshi aba ari uwanze kubana n’umuryango mu nzu imwe kubera impamvu runaka</p> <p>Ikibahima : <i>a house which is apart from the family house but in the same enclosure, a member lives in it. It is commonly lived in by someone who refused to live with the family in the same house because of a particular reason.</i></p> <p>Gushyira mu mago : Kurongora</p> <p>Gushyira mu mago : <i>to marry a girl</i></p>

II. Exploitation

II.1. Vocabulary

II.1.1. Context

Muri iyi minsi haguye imvura nyinshi. Amazu menshi yangiritse .Inzu ya John, PCV yangiritse urukuta

II.1.2. Explanation: The underlined words are describing the house condition

Expressions describing house conditions:

Kinyarwanda

English

Kwangirika

Kutamera neza

Kudafungika

Gusana

Gusaduka

Kumeneka

House construction parts and materials:

Kinyarwanda

English

Icyumba

Idirishya

Urugi

Amategura

Amabati

Urukuta

Intebe

Ameza

Akabati

Imfunguzo

II.2 Grammar: Qualifying adjectives

II.2.1. Context

Inzu ya Yohani ni **nziza**, **ndende** kandi ni **nini**. / *John's house is **nice**, **wide** and **big**...*

Examples of sentences with qualifying adjectives:

- Inzu ni mbi.
- Iyi ntebe ni nini kandi ni ndende.
- Iki giti ni kigufi.
- Irya nzu ifite idirishya rirerire.
- Aya meza ni meza.
- Butare ni umujyi muto.

2.2.2. Explanation: The underlined words are qualifying adjectives. They take a class of the noun they are qualifying.

Examples:

Inka nziza : n /-iza

Itoki mbi : n/-bi

Inkoni ndende : n/-re-n/-re

Umugabo mugufi : mu/-gufi

Igiti gito : ki/-to

Umusore muremure : mu/-re-mu/-re

Rule: In Kinyarwanda, qualifying adjectives change according to the word they follow.

II.3. Linguistic Functions:

Describing a house and asking for repairs / *Gusobanuna uko inzu imeze no gusaba ko yasanwa*

II.3.1. Context

I Tumba, amazu menshi arashaje. Amwe yarasenyutse. Andi yarasadutse. Akwiye gusanwa neza

II.3.2. Explanation: For describing a house, we use some qualifying adjectives or specific verbs like the ones used above (ending in **-tse**).

Ingero

Mbi

Ndende

Ngufi

Nini

Meza

Kigufi

kigari

Kirekire

Cyagutse

Ntoya

Yaramenetse

III. Practice

III.1. Translation

Translate the following text in Kinyarwanda:

Paul lives at Rwesero. He has two houses. The first is wide and high. It has small windows and short doors. The second is nice and big but it is old. He is very happy and he wants to buy another new house. This should be long, big, high and wide.

III.2. Scrambled sentences: *Rearrange these words to make meaningful sentences.*

a. Ya, inzu, Yohani, irashaje, cyane

b. Ntimeze, ya, cyane, Petero, neza, inka

c. Ntebe, gusanwa, iyi, ikwiye

d. Ya, inzu, Emmanuel, idirishya, yangiritse

e. Rwa, John, urugi, rwasadutse

f. Urugi, neza, ntirufungika uru

g. Ameza. Petero, neza, ntasize, irangi, ya, cyane

h. Inzu, Bosco, ya, ariko, ngufi, nziza, ni, kandi, ni

IV. LINK TO THE COMMUNITY

After visiting your site, what do you think about your home? Please describe it. Does it need any repairs? What kind of repairs?

V. SELF EVALUATION

Trainee's name: _____ **Class:** _____

How did you perform this competency?

This table as a self-assessment checklist for you to monitor your own learning in order to be an active independent language learner. After you complete a lesson, just put a tick to each category that you feel best describe your performance. If you still are uncomfortable with that lesson, please take time to brush it up with the LCF or study from the lesson chapter again.

	I can not yet perform
	I perform minimally
	I perform adequately
	I perform well

I have specific problem in:

- General comprehension of the text or the dialog
- Understanding vocabulary
- Grammar
- Doing exercises

APPENDIX

New vocabulary and new expressions

Ntoya	Small
Ndende	Long
Ngufi	Short
Nini	Big
Meza	nice
Mbi	Bad
Icyumba	Room
Kigari	Large
Kwangirika	To be damaged
Cyagutse	Wide
Urukuta	Wall
Gusana	To repair
Icyumba	The room
Idirishya	Window
Urugi	Door
Imfunguzo	Keys
Amategura	Tiles
Amabati	Sheet metal
Kudafungika	Not to be locked
Kumeneka	To be broken
Gusaduka	To crack

**TOPIC # 18: Gusobanura inshingano ze nk'umukorerabushake wa PC /
Ibikorwa bya buri muni**

Describe a job as a PCV in health / Daily activities

Learning objectives from KSAs

- **Explain in Kinyarwanda at least two Peace Corps goals.**

Gusobanura mu Kinyarwanda nibura intego ebyiri za Peace Corps.

- **Explain in Kinyarwanda your work in the Rwandan (at your site).**

Gusobanura mu Kinyarwanda akazi ke mu muryango nyarwanda (kuri site ye)

- **Describe in Kinyarwanda at least four activities of a PCV.**

Gusobanura mu Kinyarwanda nibura ibikowa bine by'umukorerabushake wa Peace corps.

- **Engage in a Kinyarwanda conversation.**

Kuganira mu Kinyarwa.

I. MOTIVATION

I.1. DIALOG/Scenario

Janet, PCV explains what it means to be a Peace Corps Volunteer to Gakinahe, a local authority.

Janet: Muraho muyobozi?

Gakinahe: Muraho, muraho!

Janet: Nitwa Janet, ndi umukorerabushake wa PC

Gakinahe: Ahh! Peace Corps ya John F.Kennedy muri Amerika,!Mufite gahunda imeze ite se mu Rwanda?

Janet: Tuzaganira n’ababyeyi ku byerekeye kuringaniza urubyaro mu bigo nderabuzima, ndetse tuzatanga inama ku bajyanama b’isuku ariko cyane cyane tuzakorana n’amashyirahamwe akangurira abantu kwirinda indwara muri rusange na SIDA by’umwihariko.

Gakinahe: Eehh! izo ni zo nshingano za Peace Corps?

Janet: Na byo birimo, kuko Peace Corps itanga abakorerabushake mu bihugu bibakeneye bakabifasha kwiteza imbere, bakiga umuco wabyo kandi bakabyigisha uwa Amerika.

Gakinahe: Ni byiza rwose, ariko muzanadushingire amaclubs yigisha icyongereza.

Janet: Tuzagerageza

Gakinahe: Murakoze cyane. Rwose tubahaye ikaze.

I.3. Different corners

Different notes	
Culture Circle	<p>Mu Rwanda iyo ugiye kurara ahantu nk’umushyitsi cyangwa kuhatura ubwa mbere ugomba kwibarura ku nzego z’ibanze.</p> <p><i>In Rwanda when spending a night somewhere or to live there for the first time, you have to make the self registration to the local authorities</i></p>
Medical Corner	<p>Aho utuye hagomba kugirirwa isuku ikoreshejwe amazi kugira ngo wirinde amavunja.</p> <p><i>The place where you live must be cleaned with water to avoid jiggers. (Ask Emmett about his jigger experience...in a mockingly fashion please. He claims he got them in the field...)</i></p>
Safety and security	<p>Mu Rwanda abashyitsi bagomba kwimenyekanisha ku bayobozi b’ibanze w’aho bagiye, iyo bashaka kuharara cyangwa kuhamara</p>

Square	igihe kirekire. <i>In Rwanda, people must go to announce their arrival to the local authorities if they want to spend a long time there.</i>
Tech Corner	Mu gihe hari igikorwa gihuza abantu batuye aho utuye, ni ngombwa kujya kwifatanya n'abandi <i>When there is an activity involving your community, you should participate.</i>

II. EXPLOITATION

II.1. VOCABULARY: *Words related to health supervisors activities* *Amagambo ajyanye n'igenzura ry'ubuzima*

Kinyarwanda

English

Kuboneza urubyaro

Gukangurira

koza ibintu

Gutanga inama

Ibyemezo

Kwirinda

Urubyaro

Amazi meza

Imirire

II.2. GRAMMAR:

Review of past, present and future tenses / *Gusubiramo impitagihe, indagihe n'inzagihe*

2.2.1. Context

Abasitagiyeri bamaze ibyumweru bibiri bavuye muri Amerika. Baje ari 35, ubu bari I Butare kandi uyu munsu barasura imiryango y'inshuti.Mmubyumweru bibiri. Bazaha inama ababyeyi babana n'agakoko gatera SIDA.

2.2.2. Explanation

The underlined words in this text are verbs conjugated in the past, present and future tenses. When you want to tell a story, you conjugate verbs in these three tenses.

2.2.3. Exercise: *Make sentences and conjugate verbs according to the time indicators given.*

A) *Ejo hashize* _____

Uyu munsi _____

Ejo hazaza _____

B) *Mukwezi gushize* _____

Muri uku kwezi _____

Mu kwezi gutaha _____

C) *Umwaka ushize* _____

Uyu mwaka _____

Umwaka utaha _____

D) *Iki cyumweru* _____

Mu cyumweru gishize _____

Mu cyumweru kizaza _____

II. 3. LINGUISTIC FUNCTIONS:

Describing your job / *Gusobanura umurimo we*

2. 3.1. Context

Nitwa Rebecca, ndi umukorerabushake wa Peace Corps mu rwego rw'ubuzima. Nzaha inama abafite ubwandu bwa SIDA kandi nzanakorana n'abashinzwe gukangurira abantu kwirinda indwara muri rusange na SIDA by'umwihariko.

2.3.2. Explanation

The underlined sentences explain the Rebecca's job as a Peace Corps Volunteer. When you want to explain your job, you first use **ndi** followed by your title and then you say what you do/will do depending on the tense.

2.3.3. Writing: Following the model above, write your own text describing your work before coming to Rwanda, now and what you'll do after the training.

III. PRACTICE

3.1. Matching: Match phrases from the columns to make meaningful sentences.

A

B

Ababyeyi bagomba

Ubwandu bwa SIDA

Abasitagiyeri bazagira inama abantu

Kwirinda SIDA

Tuzakanguriria abantu

Kuringaniza urubyaro

Tugomba kugira

Atera indwara

Amazi mabi

Imirire myiza

- _____
- _____
- _____
- _____
- _____

3.2. Writing:

3.2.1. Write a text using past, present and future tenses.

V. SELF EVALUATION

Trainee's name: _____ Class: _____

How did you perform this competency?

This table as a self-assessment checklist for you to monitor your own learning in order to be an active independent language learner. After you complete a lesson, just put a tick to each category that you feel best describe your performance. If you still are uncomfortable with that lesson, please take time to brush it up with the LCF or study from the lesson chapter again.

<input type="checkbox"/>	I can not yet perform
<input type="checkbox"/>	I perform minimally
<input type="checkbox"/>	I perform adequately
<input type="checkbox"/>	I perform well

I have specific problem in:

- General comprehension of the text or the dialog
- Understanding vocabulary
- Grammar
- Doing exercises

New vocabulary and new expressions

Inshingano	Responsabilities
Umudugudu	Village
Akagari	Cell
Umurenge	Sector
Akarere	District
Intara	Province
Gufasha	To help
Ikigo cy'amashuri	School
Kwigisha	To teach
Kwiga	To study
Kwiteza imbere	To develop oneself
Kugerageza	To try
Gutsinda	To succeed
Gutsindwa	To fail
Ikaze	Welcome
Umukorerabushake	A volunteer
Kwirinda	To protect oneself
Amavunja	Jiggers
Gutanga inama	To give advice
Muri rusange	In general
By'umwihariko	In particular

TOPIC # 19: Kuvuga amashuri yize n'imirimo yakoze / Ibikorwa bya buri Munsi

Describe your studies and job experiences/ Daily activities

LEARNING OBJECTIVES:

- **Describe in Kinyarwanda your weekend activities at university.**
Gusobanura mu Kinyarwanda ibikorwa bye byo muri weekend muri kaminuza.
- **Tell someone in Kinyarwanda the schedule of your daily activities.**
Kubwira umuntu mu Kinyarwanda gahunda y'ibikorwa bye bya buri munsi.
- **Inquire in Kinyarwanda about someone's schedule of the past.**
Kubaza undi mu Kinyarwanda gahunda y'ibyo yakoraga mu gihe cyashize.
- **Explain in Kinyarwanda different components of school in America.**
Gusobanura mu Kinyarwanda ibyiciro bigize amashuri muri Amerika.

I. MOTIVATION

I.1 LETTER

SCENARIO

Mary Rose, a PCV, is writing about her studies and job experiences in a letter addressed to the Health Minister. She is asking him to let her work as a Health Agent when her term as a PCV expires.

Mary Rose, umukorerabushake wa PC asobanura amashuri yize n'imirimo yakoze mu ibaruwa yandikiye Minisitiri w'ubuzima asaba kuba umukozi wa MINISANTE igihe cye cyo kuba umukorerabushake wa PC nikirangira.

Axiak Mary Rose

Huye, 27th March 2009

Intara y'Amajyepfo

Akarere ka Huye

Telefoni: 078620228

E-mail: axim@yahoo.fr

**Nyakubahwa Minisitiri w'ubuzima
mu Rwanda**

**Impamvu: Gusaba gukorera mu Rwanda
Nk'umukozi wa MINISANTE**

Nyakubahwa Minisitiri,

Mbandikiye iyi baruwa mbasaba gukorera mu Rwanda nk'umuganga w'inzobere mu kwita ku barwayi ba SIDA.

**Mu by'ukuri nyakubahwa Miinisitiri,
nize muri kaminuza ya MIT mpakura impamyabushobozi ihanitse mu by'ubuganga, ndangije amashuri, mbere na mbere nakoze mu bitaro bya *Valley Hospital, Ridgewood, L.J* imyaka ibiri ntanga imiti nasuzuma. Nyuma y'aho nakoreye muri Cambodge imyaka itatu nshinzwe kubyaza hanyuma nza mu Rwanda gukora nk'umukorerabushake wa PC mu bijyanye no kwita ku barwayi ba SIDA.**

Axiak Mary Rose

I.3. Different corners

Different notes	
Culture Circle	<p>Mu Rwanda, abantu bize hanze (mu mahanga) bafatwa nk'inzobere bityo bakabona n'akazi byoroshye kandi keza ugereranyije n'abize ino mu Rwanda. <i>In Rwanda, people who have studied abroad are taken as experts and thus, get the good jobs compared to those who studied here in Rwanda.</i></p>
Medical Corner	<p>Mu ishuri bakoresha ingwa zigira ivumbi ku buryo ari ngomba kwitonda kugira ngo iryo vumbi ritangiza imyanya y'ubuhumekero. <i>In class, they use chalk which has lots of dust so be careful as to not inhale lots of it.</i></p>
Safety and security Square	<p>Si byiza ko umuntu wize amashuri menshi ageza nijoro cyane etarataha kuko hari abantu bashobora kumugirira nabi. <i>It's not good for someone who has a high level of education to stay out of their house till late in the night because there are people who may harm him</i></p>
Tech Corner	<p>Umuntu wize amashuri menshi agomba kwirinda gusinda kuko biramusuzuguzwa. <i>Someone who has a high level of studies should avoid being drunk because it risks his reputation.</i> Ni ngomwa ko umwarimu yambara itaburiya mu gihe .yigisha. <i>It's recommended for a teacher to wear an apron when he is teaching.</i> Abanyeshuri bakunda kwita abarimu babo amazina y'amahimbano bitewe n'uko bitwara cyangwa amagambo bakunda kuvuga. Ni ngombwa kwitondera amagambo uvuga, n'imyitwarire yawe. <i>Students like to call their teachers nicknames depending on words the teacher likes to say or their behavior. It's necessary to pay attention to your words and your behavior.</i></p>
Language tips	<p>Hari amazina mu Rwanda ajyanye no kuba abarimu bahembwa amafaranga make. <i>There are names in Rwanda related to the fact that teachers earn a little salary.</i> Gakweto: Ni izina baha abarimu. <i>Gakweto(small shoe): It is a name given to teachers.</i> Urwarimu: Ni izina rihabwa inzoga y'ibitoki (urwagwa) kuko idahenda <i>Urwarimu: It is a name given to the banana beer (urwagwa) because it is cheap.</i></p>

II. EXPLOITATION

II.1. VOCABULARY: Typical activities in the health sector
Ibikorwa bisanzwe by'abaganga.

II.1.1. Context

Mary Rose yakoze akazi ko gutanga imiti mu bitaro bya *Valley Hospital, Ridgewood, L, J*.no kubyaza muri Cambodge

II.1.2. Explan: The underlined words in the above text describe some routine activities carried out by health agents, doctors and nurses.

Other such words/phrases are:

Kinyarwanda

English

Gusuzuma

Kurara izamu

Gusura abarwayi

Gufata/gupima ibizamini

Gukora ubutabazi bw'ibanze

Kubaga abarwayi

Kwigisha imirire ikwiye, isuku,

Kwirinda indwara,..

II.2. GRAMMAR: Simple past / *Impitakera*

II.2.1. Context

"Mary Rose, arangije amashuri ye, yavuye mu bitaro bya *Valley Hospital, Ridgewood, L, J*, nyuma y'aho yaho yagiye muri Cambodge."

II.2.2. Explanation

The underlined verbs above are conjugated in simple past:

Yavuye	→ Kuvura	She nursed
Yagiye	→ Kujya	She went

II.2.2. Analysis

Infinitive

Simple past

Kuvura	ku – vur - a	<u>Yavuye</u> mu bitaro	a – a – vur – ye
Kujya	ku – gi - a	<u>Yagiye</u> muri Cambodge	a – a – gi - ye

NB: For verbs with an object, note that the difference between the simple past and the past perfect exists only in the tonality.

Example:

Mugitondo navuye umurwayi → *I've been a nurse to someone this morning.*
 Umwaka ushize nâvuye umurwayi → *I was a nurse to someone last year.*

Rule:

*To form the simple past tense of verbs with an object, we use the tense marker **(a)** and then add the termination **(ye)***

*Verbs whose roots end in **t** → **se***

*Verbs whose roots end in **d** → **ze***

*Verbs whose roots end in **g** → **ze***

*Verbs whose roots end in **k** → **tse***

*----- For verbs without object, we keep the tense marker **(ara)** instead of **(a)** -----*

Examples:

Kwiga	<u>Yize</u> muri MIT <u>Yarize</u>	a – a – ig – ye a – ra – ig – ye	g + ye = ze
Kubaga	<u>Yabaze</u> abarwayi benshi <u>Yarabaze</u>	a – a – bag – ye a – ra – bag – ye	
Gupfuka	<u>Yapfutse</u> ibikomere kenshi <u>Yarapfutse</u>	a – a – pfuk – ye a – ra – pfuk – ye	k + ye = tse
Kudoda	<u>Yadoze</u> aho nari nakomeretse <u>Yaradoze</u>	a – a – dod – ye a – ra – dod – ye	d + ye = ze
Kwiga	<u>Yize</u> muri MIT <u>Yarize</u>		
Kubaga	<u>Yabaze</u> abarwayi benshi <u>Yarabaze</u>		

II.3. LINGISTIC FUNCTIONS:

Describing a process of an activity / *Kurondora uko igikorwa bigenda*

2.3.1. Context

Iyo mwarimu agiye kwigisha, mbere na mbere asuhuza abanyeshuri, agakurikizaho kubaganiriza akanya gato, hanyuma agatangira isomo rye.

2.3.2. Explanation

When you want to describe an activity, you can use the following structures:

"Mbere na mbere _____, nyuma y'aho _____ hanyuma

"Ubwa mbere _____ ubukurikiyeho _____ Ubuheruka

Another way of describing an activity especially when steps are involved is to make use of ordinal numbers.

Example:

Iyo ugiye gukora umuti w'abana wa Syrop, icya mbere uca ishashi umuti urimo, icya kabiri uvanga umuti n'amazi angina na litiro imwe, icya gatatu uracanira bikabira, icya nyuma uratereka bigahora buhoro hanyuma ukabiha umwana.

III. PRACTICE

3.1. Conjugation: *Conjugate the verbs in brackets in the simple past tense:*

- Brandon (kwigira) _____ ubuganga.
- Kate (gukora) _____ mu ivuriro.
- Uku kuguru kwanjye (kuvunika) _____ ndi gukina umupira.
- Mukakalisa (kwandura) _____ igituntu.
- Muganga (kugenda) _____.

3.3. Scrambled sentences: *Rearrange these sentences to form coherent text.*

Scrambled Text 1

Nyuma y'aho ukajomba urushinge buhoro buhoro

Bwanyuma ugasunika umuti

Iyo ugiye gutera umurwayi urushinge

Mbere na mbere ufata urushinge

Noneho ugasukura uruhu na Alchool

Scrambled Text 2

Ikindi ni ukureba ko hari aho yakomeretse ukamwomora
Igikurikiraho ni ukumva niba agihumeka
Icya mbere ni ukwigizayo abashungera
Igiheruka(icyanyuma) ni ukujyana kukigonderabuzima
Iyo utabara umuntu wakoze impanuka.

IV. LINK TO THE HOST COMMUNITY

Go to ask the head of your Resource Family, about his/her studies and job experiences. Write a paragraph using the structures we studied to describe his/her studies and job experiences as the person has told you. Be prepared to present the paragraph to your classmates during the next language session.

V. SELF EVALUATION

Trainee's name: _____ **class** _____

How did you perform this competency?

This table as a self-assessment checklist for you to monitor your own learning in order to be an active independent language learner. After you complete a lesson, just put a tick to each category that you feel best describe your performance. If you still are uncomfortable with that lesson, please take time to brush it up with the LCF or study from the lesson chapter again.

	I can not yet perform
	I perform minimally
	I perform adequately
	I perform well

I have specific problem in:

- General comprehension of the text or the dialog
- Understanding vocabulary
- Grammar
- Doing exercises

Appendix

Vocabulary and new expressions

Umunsi	A day
Icyumweru	A week
Ukwezi	A month
Umwaka	A year
Amashuri abanza	Primary school
Amashuri yisumbuye	Secondary school
Impamyabushobozi	A diploma
Kaminuza	University
Icyiciro rusange	Ordinary level
Isomo	A lesson
Ingwa	A chalk
Ikibaho	A board
Guhanagura	To clean
Kubaga abarwayi	To do the surgery
Gupima amaraso	To taste blood

TOPIC # 20: Kwandika amaruwa yo mu buyobozi / *Ibikorwa bya buri munsu* Write administrative letters / *Daily activities*

LEARNING OBJECTIVES FROM KSAs

- 1. Identify in Kinyarwanda different authorities to write an administrative letter.**
Kuvuga mu Kinyarwanda abayobozi bandikirwa.
- 2. Explain different objects of an administrative letter in Kinyarwanda.**
Gusobanura impamvu zitandukanye mu kwandika ibaruwa yo mu buyobozi.
- 3. Explain different parts of an administrative letter in Kinyarwanda.**
Gusobanura ibice binyuranye bigize ibaruwa yo mu buyobozi.



I. Motivation

Scenario

Corrie is a Peace Corps volunteer responsible of the vaccination program at Kinazi Health Center in Nyanza Health district. At the end of the vaccination campaign against polio, she writes a letter of submission of the report of that activity to the Director of the Health District.

Corrie MOORE ni umukorerabushake wa Peace Corps ushinzwe guhuza ibikorwa byo gukingira indwara mu kigo nderabuwima cya Kinazi mu karere k'ubuzima ka Nyanza. Nyuma y'igikorwa cyo gukingira imbasa yandikiye Muganga mukuru uyobora akarere k'ubuzima ka Nyanza amugezaho raporo y'uko imirimo y'ikingira yagenze.

**Umuhuzabikorwa by'ikingira
Ikigo nderabuzima cya Kinazi
Akarere k'ubuzima ka Nyanza
Tel: 0750 275 181
Kuwa 15 Mata 2009**

Bwana Muganga Mukuru
Uyobora Akarere k'ubuzima ka Nyanza
I NYANZA
Binyujijwe ku Muyobozi w'ikigo nderabuzima

Kinazi

Bwana Muganga,

Impamvu : Kohereza raporo y'ikingira ry'imbasa

Nejewe no kubandikira ngira ngo mboherereze raporo y'igikorwa cyo gukingira imbasa cyabaye kuwa kuwa 3 kugeza kuwa 7 Mata 2009.

Bwana Muganga, raporo mboherereje ku mugereka w'iyi baruwa, irerekana icyari kigamijwe muri icyo gikorwa cy'ikingira, uko cyakozwe, ibyagezweho, imyanzuro ikubiyemo ndetse n'ibyifuzo. Mbaye mbashimiye.

Corrie MOORE
Umuhuzabikorwa by'ikingira
Ikigo nderabuzima cya Kinazi.

Bimenyeshejwe

- Muganga Mukuru uyobora ibitaro bya Nyanza;

I.3.Different Corners

Different notes	
Cultural Circle	<p>Mu Rwanda, si byiza gukoresha ikaramu itukura iyo wandika ibaruwa. Byaba ari ugupfobya uwo wandikira kandi ugomba icyubahiro cye cyose. Binasobanura ko hari urwango, urupfu cyangwa n'ibindi bintu bibi. Umuyobozi na we agomba kohereza amabaruwa ye ayateyeho kashe. Biyongerera agaciro.</p> <p><i>In Rwanda, it is not good to use a red pen when writing a letter. It means to despise whom you are writing to. Also, a red pen symbolizes hatred, death or other bad things. The leader should stamp their letters. It adds value to them.</i></p>
Medical Corner	<p>Rimwe na rimwe, abantu bakwanga bashobora kohereza uburozi mu ibaruwa. Mwitondere amabaruwa mufungura cyane cyane aturutse ku bantu mutizeye neza cyangwa mutazi.</p> <p><i>Sometimes, people who hate you may send you poison in the letter. Be careful of some letters you open especially those from people you don't trust or you don't know.</i></p>
Safe and Security Square	<p>Ni byiza kwitondera imvugo ukoresha wandika amabaruwa yo mu buyobozi kuko hari imvugo ishobora gufatwa nabi igatuma ugira ibibazo.</p> <p><i>It's recommended to take care of the language used in an administrative letter so that it's not interpreted wrong.</i></p>
Tech Corner	<p>Ibara ry'umutuku mu ibaruwa risobanura ibyago, urwango n'agasuzuguro. Umwarimu, umukorerabushake wa Peace Corps cyangwa undi wese ukora mu biro aba yizewe ko agomba kwandika ibaruwa ikurikije amategeko yose kandi ifite isuku.</p> <p><i>Red color in the letter means unhappy events, hatred and despise. Teachers and PCVs or any one who works in the office are expected to write a letter that respects all rules and is clear.</i></p>
Language Tips	<p>Gusunika/kwenyegera dosiye: <i>To comfort someone by defending his application letter in the office when he wants a job.</i></p> <p>Kunyonga/kumira dosiye: <i>It is used when someone who works in the office hides an application letter of someone they don't want to get the job.</i></p>

II. EXPLOITATION

2.1. VOCABULARY: Expressions used in official correspondence

Kinyarwanda	English
Nshimishijwe	_____
Impamvu	_____
Bimenyeshejwe	_____
Binyujijwe	_____
Mbaye mbashimiye	_____
Kwaka ibisobanuro	_____
Kohereza raporo	_____
Mu gihe ngitegereje	_____
Kwaka uruhushya	_____
Kwisobanura	_____
Mbifurije	_____

II. 2. GRAMMAR: Subjunctive /Inziganyo

II. 2. 1. Context

Bwana Muhuzabikorwa w'akagari ka Taba, nkwandikiye ngira ngo **nsabe uzaze** ejo kumfasha kuyobora inama y'abaturage yerekeye isuku mu kagari ka Taba. Nkeneye igisubuzo cyanyu ngo **mbone** uko nitegura.

Blandolonus of Taba cell, I am writing asking you to come to assist me to sensitise people of Taba to hygiene. I need your answer and I can prepare myself.

II.2.2. Explanation

Uzaze kumfasha

Mbone uko nitegura

Uzaze & **mbone** are conjugated in subjunctive mode. In Kinyarwanda. The subjunctive expresses the feelings like wishing; eventual actions.

uzaze (you to come) u-za-z-e

u- = verbal prefix

- za-** = tense marker (future)
- z-** = root
- e** = final form

mbone (*I can*) = n-bon-e

n- = verbal prefix

n > b -b

-**bon-** = root

-**e** = final

*In Kinyarwanda, to conjugate a verb in subjunctive mode, we replace the infinitive prefix **ku-** or **gu-** by the verbal prefix plus the root and we replace the final of the verb (**-a**) by (**-e**). The subjunctive mode is marked by the final (**-e**)*

So we have two kinds of subjunctive:

- the present which does not show a tense marker as in **mbone** (**n-Ø-bon-e**)
- the future in which the tense marker is **-za-** as in **uzaze** (**u-za-z-e**)

Examples

- present: **wandikire** diregiteri **umuhe** raporo y'ibikorwa
(*you write to the director and submit him the activity report*)
- future: **uzandikire** diregiteri.
(*you will write to the director*)

***Note:** *The present in the subjunctive can take a preprefix (**ni-**) to emphasize the verb.*

Examples:

Nimuvuge uko mwifuzaza akazi gakorwa neza. **nimuvuge**= ni-mu-vug-e

Say how you want to work more efficiently

ni- = preprefix

-**mu-** = verbal prefix

- **vug-** = root

-**e** = final

II 3. LINGUISTIC FUNCTIONS

Identify main parts of an official letter

Kugaragaza ibice by'ibaruwa yo mu buyobozi

II.3.1. Context

Tomy : Ese Gladys, i Washington bakwandikiye?

Gladys : Reka sha! Ahubwo ni ibaruwa y'umuyobozi! **Impamvu** ngo ni ukwisobanura

Tomy : Ye! Ngo **usobanure** iki?

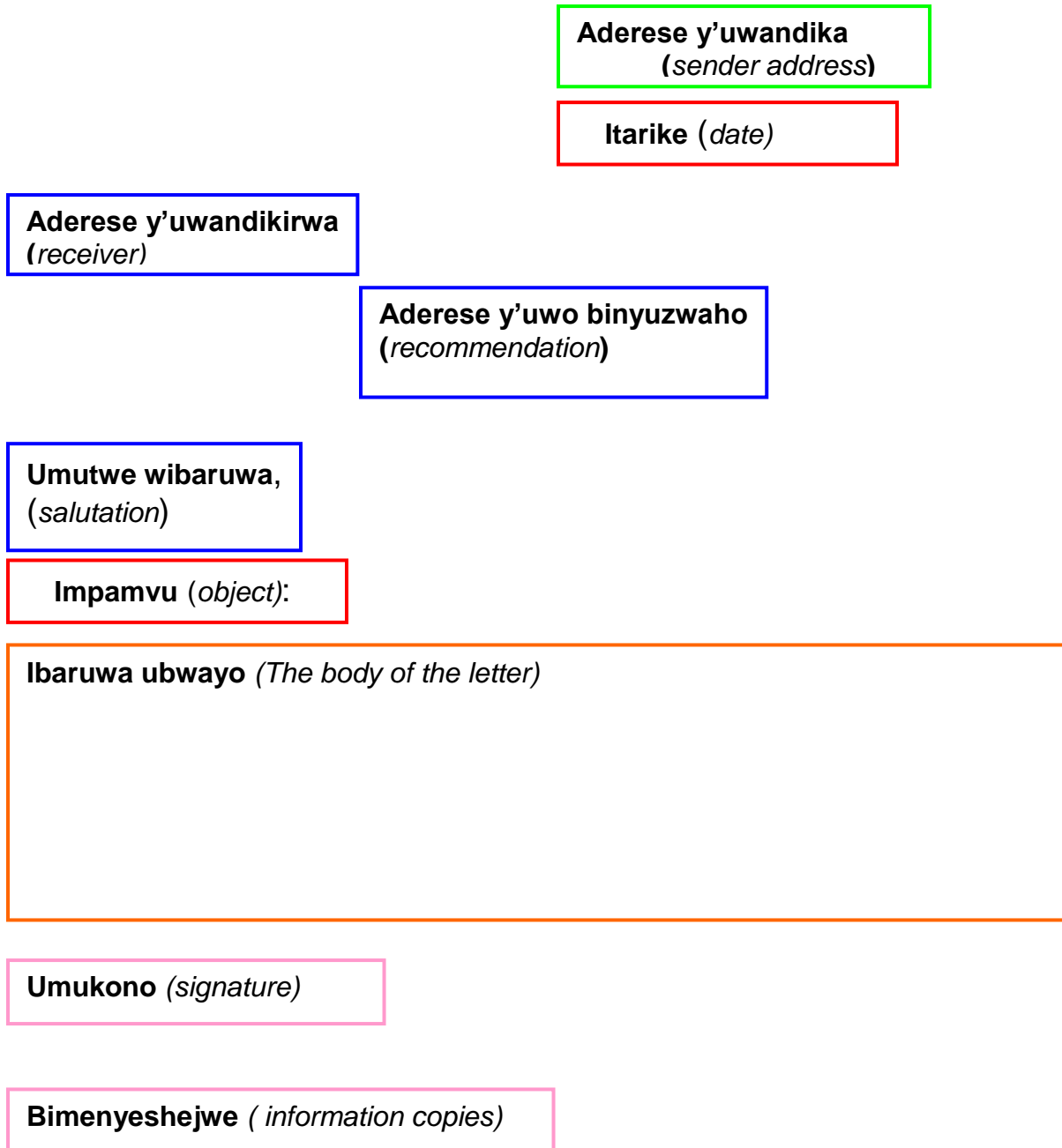
Gladys : **Ngo ninsobanure** impamvu ntaje ku kazi kuwa gatanu kandi nari narwaye grippe.

II.3.2. Analysis

The words in bold represent the object of the official letter.

Impamvu (*the object is to give explanations*)

II.3.3. Every official letter must have an object or reference and must have a rigorous format like this:



***Note:** This is the anglophone format, francophones have their own format. In the rwandan official correspondence, we chose the format according to the sensibility of the correspondant.

III. PRACTICE

III.1. Fill in the blanks

Read carefully this letter, fill in the blank as needed and rearrange according to a correct official letter template.

Karere k'ubuzima ka Kabutare
Ibitaro bya Kabutare

Bwana Raymond CHITTO
Ishami rivura amenyo
Ibitaro bya Kabutare.

Bwana CHITTO

: Kwisobanura

Nkwandikiye ngira ngo ngusabe kunsobanurira mu nyandiko impamvu zaguteye gusiba akazi ku wa gatanu ushize nta ruhushya watse. Kandi ukaba umaze kubigira akamenyero.

Mu gihe ngitegereje ibisobanuro byawe bitunganye nkwiifurije, gutunganya neza imirimo ushinzwe.

Dr NTEGANO Yohani Batisita

Umuyobozi w'ishami ryo kuvura amenyo
Ibitaro bya Kabutare.

III.2. Fill in the blanks

Read carefully this text and fill these words in the blanks as needed: raporo, ubinyuze, Andikira, impamvu, ubimenyeshe.

Coordinator and volunteer

Volunteer: Ndashaka kujya mu kagari ka Taba gukangurira abaturage isuku.

Ndabigenza nte?

Coordinator: _____ Umuhuzabikorwa w’akagari,
ushyireho _____, _____ ku muhuzabikorwa wa PC kuko
agomba kumenya ibyo ukora, ubundi _____ umushingwabikorwa w’akagari ndetse
n’ushinzwe umutekano. Nurangiza uzohereze _____ APCD.

III.3. Translation

Translate the following sentences in Kinyarwanda using subjunctives and rearrange them in order to have a meaningful text.

- Wash dishes and cupboards _____
- Clean chairs _____
- Take liquid soap _____
- Range dshes in cupboards _____
- Clean the doors and windows _____
- Dust sofa _____
- Range the living _____
- Get materials _____

III.4. Translation & Crosswords

Translate these words in Kinyarwanda and fill them in the puzzle as needed

Across


3. Sir
5. Subjunctive
6. Minutes

Down

1. Object
2. Report
4. Write

8. Letter

7. Mistress



III.5. Writing

Write a letter to reply to one in I.

III.6. Conjugation

Rewrite these sentences in the subjunctive future or present...

1. Nugera ku kazi ushake akanya. _____
2. Ufate urupapuro, wandikire umuyobozi wacu umusabe uruhushya

3. Ku wa nyuma tuzajye gusura Louise urwariye ku Kibuye

4. Erega dusurane dufatanye, maze dukunde tuzatunganye ibyo dusabwa.

III.7. Conjugation

Rewrite sentences, conjugate verbs in the appr. tenses of sub.

a) Umuyobozi wa koperative yakwandikiye ashaka ngo (kumwigisha) gukora ibaruramutungo, (kumusubiza) udatinze kandi (kubimenyesha) APCD.

b)

Brown yagiye i Kigali kugura ibikoresho ngo mu cyumweru gitaha mwese (gukingira) abana b'akagari ka Taba imbasa.

c) Abavolonteri ba Peace Corps (kwegera) abaturage (kubasobanurira) gukora imishinga y'amajyambere.

d) umuyobozi w'ikigo nderabuzima aradushaka ngo (kumufasha) gutegura inama y'abaturage, (kubakangurira) isuku.

e) Mbaraga yatumiye Sara ngo (kumusura) kandi (kumwerekana) uko bakora Pizza.

IV. LINK TO THE HOST COMMUNITY

Mujye mu bigo mwabwiwe kubaza umusekereteri waho kubereka amabaruwa y'ubuyobozi bandika mu Kinyarwanda. Nimuvayo mugereranye n'ayo mwabonye mu ishuri maze musobanurire bagenzi banyu mu ishuri ibyo mwagezeho.

Go to the indicated office and ask to the secretary about the kind of official letters they are used to writing and compare them with the ones you have studied in your language class and be prepared to report your information to your classmates.

V. SELF EVALUATION

Trainee's name: _____ class _____

How did you perform this competency?

This table as a self-assessment checklist for you to monitor your own learning in order to be an active independent language learner. After you complete a lesson, just put a tick to each category that you feel best describe your performance. If you still are uncomfortable with that lesson, please take time to brush it up with the LCF or study from the lesson chapter again.

	I can not yet perform
	I perform minimally
	I perform adequately
	I perform well

I have specific problem in:

- General comprehension of the text or the dialog
- Understanding vocabulary
- Grammar
- Doing exercises

VOCABULARY AND USEFUL EXPRESSIONS

Ibaruwa / Urwandiko	letter
Gusinya ibaruwa	To sign a letter
Gutera kashe	To stamp
Impavu y'ibaruwa	Object of the letter
Kwaka ibisobanuro	Ask for explanations
Kohereza	To send
Kwaka uruhushya	Ask for permission
Kwisobanura	To explain oneself
Mbifurije	I wish you
Umutwe w'ibaruwa	The head of a letter
Nyakubahwa	His excellence/ Honourable
Bwana	Mr
Madamu	Madam
Mbaye mbashimiye	I thank you
Nshimishijwe no kubamenyesha	I am happy to let you know

TOPIC # 21: Kuyobora no kuyoboza / Kuyobora no gutwara abantu n'ibintu *Give and ask for directions / Orientation, means of transportation*

LEARNING OBJECTIVES FROM KSAs

- **Describe different public places.**
Gusobanura ahantu hatandukanye hahurira abantu benshi.
- **Ask for direction to someone using Kinyarwanda structures.**
Kubaza undi muntu amerekeze ukoresheje imvugo y'ikinyarwanda.
- **Give direction to someone using Kinyarwanda structures.**
Gutanga amerekeze ukoresheje imvugo y'ikinyarwanda.
- **Refuse politely to give direction to someone else in Kinyarwanda.**
Kwanga gutanga amerekeze mu kinyabupfura ukoresheje ikinyarwanda.



I. MOTIVATION

1.1. Dialog/Scenario

Malcolm, a Peace Corps Volunteer (who likes to wear deep v-necks), is asking Donata, the District Agent, for directions to reach the office of the Health District in Rulindo.

Malcolm: Mwiriwe?

Donata: Mwiriwe.

Malcolm: Mushobora kundangira ibiro by'ushinzwe ubuzima mu karere ka Rulindo ?

Donata: Komeza uzamuke hariya haruguru, nugera ku mugezi, ukate ibumoso urabona inzu ifite inzugi n'amadirishya y'ubururu, unyure hepfo yayo, ubaze abantu uhasanga barakwereka ibiro by'ushinzwe ubuzima.

Malcolm: Ni imbere y'iriya nzu y'amatafari ?

Donata: Oya, ni hiryu yayo kuko iriya nzu uyigeraho mbere.

Malcolm: Murakoze (waving goodbye...of course wearing a very deep v-neck)

1.2. Different corners

Different notes	
Cultural Circle	<p><i>Mu Rwanda, iyo bayobora umuntu ntibagaragaza neza aho ashaka kugera. Bamuyobora hafi y'aho ushaka kujya ahantu hahurira abantu benshi nko ku mashuri, isoko, urusengero, ibitaro...noneho yahagera akaba agomba kongera kubaza ahageze.</i></p> <p>Mu Rwanda iyo abantu batanga amerekezo ntibita ku merekezo ane y'ingenzi (North, South, East or West) rimwe na rimwe birajijisha.</p> <p>Urugero : umuntu uri i musanze ashobora kuvuga ati ngiyeyi ruguru hariya i kigali, niyo kigali yaba iri mu majyepfo ya musanze.</p> <p><i>In Rwanda, when people are giving directions, they don't specify the place one wants to reach. They give the person asking directions a general location or public places like school, market, church, hospital... near the destination, and then the person has to ask again when they arrive there.</i></p> <p><i>In Rwanda, when people give directions they don't consider navigation points (North, South, East or West).</i></p> <p><i>Example: One who is in Musanze can say, I am going up there to Kigali even if Kigali is in the south of Musanze.</i></p>
Medical Corner	<p>Kugirango umuntu agusubize neza ikibazo umubajije kimwe n'amerekezo,</p>

	<p>ugomba kubanza kumusuhuza. Nyuma yo gusuhuza ugomba gutekereza ku isuku ugakaraba mbere yo kurya cyangwa ugakoresha ubundi buryo bwakurinda umwanda cyangwa mikorobe.</p> <p><i>In order to get right information from someone you have to greet him first. After greeting think about hygiene and wash your hand before eating.</i></p>
Safety and security Corner	<p>Igihe ubaza amerekezo ugomba kwitonda kuko hari abantu bashobora kukuyobya kugirango bagukurikire bakwibe ibyo ufie (amafaranga, camera,</p> <p><i>When asking directions you have to be careful, because some people may mislead you in order to follow you and steal your things (money, camera, iPod, phone...) especially in town.</i></p>
Tech Corner	<p>Nk'umwarimu cyangwa undi muntu ukora mu rwego rw'ubuzima, nta kibazo kubaza amerekezo y'ahantu hahurira abantu benshi nk'amashuri, ibitaro, urusengero, isoko, ...kuko haravugwa byoroshye mu Rwanda. Ariko ahantu hihariye nkaho umuntu atuye, babyibazaho bakaranga ahantu rusange.</p> <p><i>As a teacher or some one who works in the health domain, don't hesitate to ask direction for public places like school, hospital, church, market,...because it's easily found in Rwanda. But for individual places, like one's home, people hesitate and give general location.</i></p>
Language tips	<p><i>Kwinyabya ahanu</i> / to pass some where.</p> <p><i>Kwirasa ahantu</i> / to pass somewhere for a short time.</p>

II. EXPLOITATION

2.1. Vocabulary: Words referring to directions / *Amagambo ajyanye n'ibyerekezo*

Kinyarwanda

English

Kuzamuka

Gukata

Gutambika

Amajyaruguru

Amajyepfo

Iburasirazuba

Iburengerazuba

II.2. Grammar: The conditional / *Ikigombero*

II.2.1. Situation

- Mfite amafaranga, nagura imodoka.
- Nufata imiti neza, uzakira.
- Nukora neza, uzashimwa.

II.2.2. Analysis

In all these sentences there is a condition that is being expressed and thus, the verbs used have been put into conditional form. (Exciting huh?)

-----The conditional expresses something that has to happen if the condition is fulfilled. -----

Note:

The present and past tense in the conditional are pronounced with stress; this is what distinguishes it from the normal present tenses.

II.2.3. Examples

- Nimukunda Ikinyarwanda, muzakimenya vuba.

If you like Kinyarwanda language, you will learn it quickly. (Questionable...)

- Ugiye kwa muganga, wakira.

If you go to the hospital, you can get well.

- Iyo dufite igihe, tubikora neza.

When we take time, we do things well.

- Iyaba wamenyaga(wari uzi) uko ngukunda, ntiwari kuvuga utyo.

If you knew how much I love you, you wouldn't talk like that.

- Iyo nishimye, ndaseka.

When I'm happy, I laugh.

- Dukarabye amazi akonje, twaruhuka.

When we take a cold bath, we relax.

II.2.4. Rules/Structures

1. verb marker + the root + ye / verb marker + a + the root + a
u+ ryam + ye, u + a + sinzir + a
2. Iyo + verb marker + the root + ye / verb marker + ra + the root + a
Iyo u+ ryam + ye, u + ra +sinzir-a
3. Ni + verb marker + the root + a / future
Ni + u + ryam + a , uzasinzira / urasinzira (when it is the same day)
4. Iyaba + past / kuba (in past) + infinitive
Iyaba + u + a + ryam + ye / wari gusinzira

II.3. LINGUISTIC FUNCTIONS:

Asking for directions and giving directions / *Kuyoboza no kuyobora*

II.3.1. Situation

A: Mwanyeretse inziray'ubusamo igera kuri muze y'u Rwanda?

B: Zamuka, nugera mu muhanda wa kaburimbo uhite ukata iburyo, ukomeze inzira imwe nugera ku mashuri ukate iburyo bwawe. Noneho wambuke umuhanda urayibona imbere yawe.

A: Murakoze cyane. Mwe mutuye he?

B: Ntuye mu mujyi za Nyamirambo.

II.3.2. Analysis

In this dialog, the speaker A is asking the direction to the national Museum of Rwanda. For this purpose they use the word "**mwanyeretse**".

The speaker B also is giving direction to the national museum of Rwanda using the following words: **Go straight up, turn right, turn your right, cross the road, in front of you...**

II.3.3. Different expressions used to ask directions :

These are other ways used for asking directions:

- Mushobora kunyereka inzira ijya
- Mushobora kunyobora
- Iyi niyo nzira ijya
- Ni gute umuntu yagera
- Mwaneretse inzira ijya

II.3.4. Examples

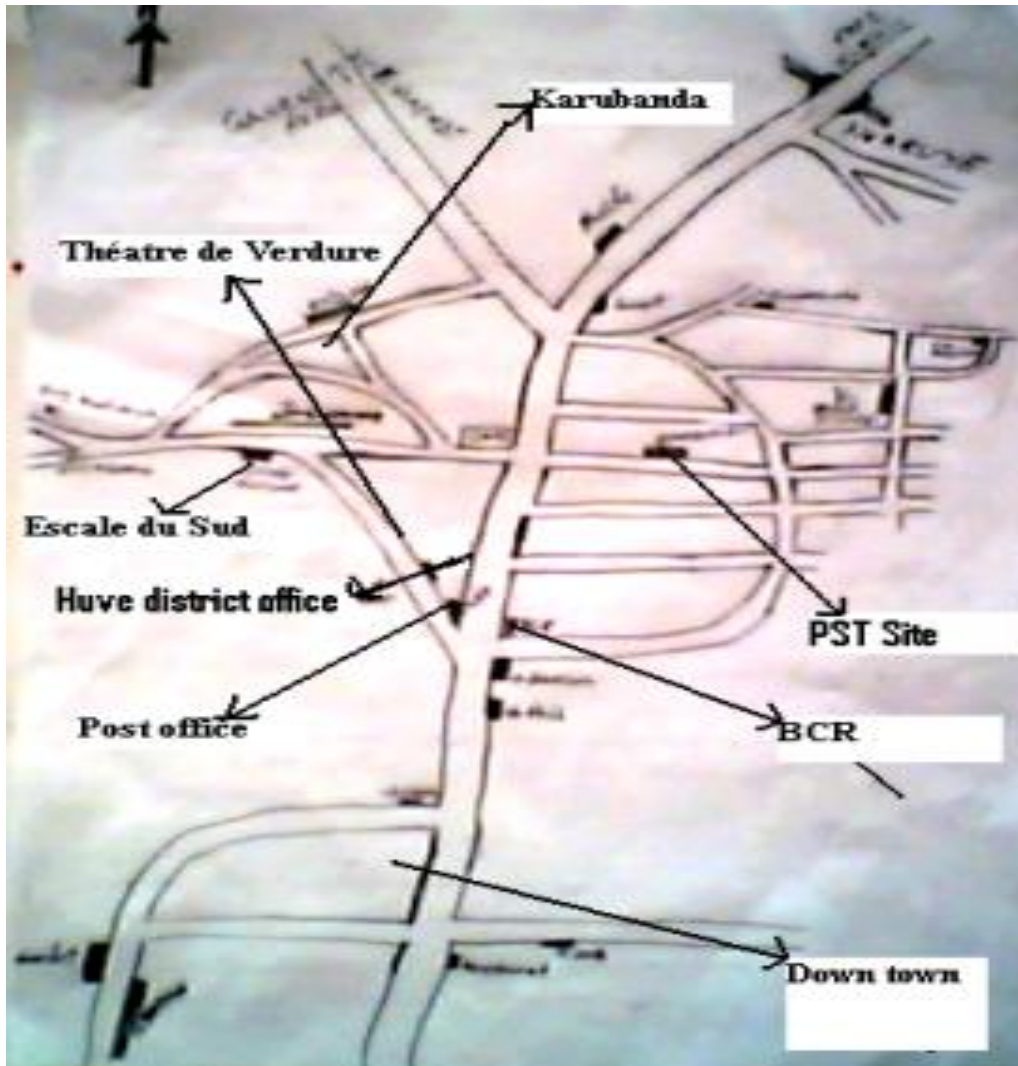
} + mu + ku + I + izina ry'ahantu

1. Mushobora kunyereka inzira ijya ku murenge wa Ngoma? / *Would you mind showing me the way to Ngoma Sector?*
2. Mushobora kunyobora ku murenge wa Ngoma? / *Can you lead me to the Ngoma sector?*
3. Iyo niyo nzira ijya ku murenge wa Ngoma? / *Is this the way to the Ngoma sector?*
4. Mwanyereka inzira ijya ku murenge wa Ngoma? / *Can you show me the way to the Ngoma sector?*

III. PRACTICE

III.1. Town map:

Using expressions used to ask for directions and give directions look at the drawing and give instructions to get to the indicated places from the Training Centre. Please write down those instructions.



1. Akarere ka Huye
2. Theatre de verdure
3. Iposita
4. Gereza ya Karubanda
5. Escale du Sud
6. BCR
7. Mu mujyi
8. Centre de Matyazo

III.2. Fill in the blanks: *Fill in the blanks with the correct form of the verbs in brackets.*

1. Iyo ujya kwa muganga, _____ (gukira).
2. Iyaba _____ (kumenya) ibiciro _____ (kuzana) amafaranga ahagije.
3. _____ (kwiya) neza ,uzatsinda.
4. _____ (kugira) ikibazo, wampamagara.
5. Ningutumira, _____ (kuza).

III.3. Translation: *Translate the following dialogue into Kinyarwanda.*

A: Can you show me the way to Huye district please?

B: Go straight up to the bus station, turn right and continue straight till you find a house on your right which says "AKARERE KA HUYE".

A: Is the Huye District Office located just opposite BCR?

B: Yes, but you reach the Huye District Office before you arrive at BCR.

A: _____

B: _____

A: _____

B: _____

IV. LINK TO THE HOST COMMUNITY

Greet various people in the community and ask them how to reach the suggested places in Nyanza:

- Hospital
- Transportation agency
- Prison
- Market
- Ku iposita

Be prepared to report on these conversations in your next language class.

V. SELF EVALUATION

Trainee's name: _____ **class** _____

How did you perform this competency? This table as a self-assessment checklist for you to monitor your own learning in order to be an active independent language learner. After you complete a lesson, just put a tick to each category that you feel best describe your performance. If you still are uncomfortable with that lesson, please take time to brush it up with the LCF or study from the lesson chapter again.

	I can not yet perform
	I perform minimally
	I perform adequately
	I perform well

I have specific problem in:

- General comprehension of the text or the dialog
- Understanding vocabulary
- Grammar
- Doing exercises

USEFUL VOCABULARY AND EXPRESSIONS

Kinyarwanda	English
Uba hehe?	<i>Where do you live?</i>
Ntuye hakurya hariya	<i>I live over there</i>
Ni gute nagera mu mugwi ?	<i>How can I arrive in town ?</i>
Uragana hehe?	<i>Where are you going?</i>
Ngiye hepfiyariya	<i>I'm going down there</i>
Mushobora kundangira umuhanda ?	<i>Can you indicate to me the road...?</i>
Mushobora kunyobora inzira ijya	<i>Can you indicate me to the way to go to .</i>
Muraca/muranyura muri iyi nzira ?	<i>Do you go by this way... ?</i>
Tunyurane mu rugo?	<i>Can we pass home together?</i>
Atuye ibutamoso bwange	<i>He doesn't live in my direction</i>
Iyi niyo nzira ijya...?	<i>This is the way going to...?</i>
Tuzamukane	<i>Let's go up together</i>
Ntegereje umuntu gato	<i>I'm waiting for some one a little bit</i>
Mutuye mu kihe gice cya Amerika?	<i>In which area do you live in America?</i>
Iyo utaha uca hehe?	<i>Where do you pass when you go back home?</i>
Manukana hano	<i>I go down by her</i>
Inzira ica aha?	<i>Is this the way?</i>
Tambikana aha	<i>Go straight here</i>

Topic # 22: Kuranga ahantu no kuhasobanura / Kuyoboza
Situate geographically a place and describe it/ Orientation

LEARNING OBJECTIVES FROM KSAs

1. Tell someone else in Kinyarwanda where your home is.

Kubwira undi mu Kinyarwanda aho inzu ubamo iri.

2. Describe a public place to someone else in Kinyarwanda.

Gusobanurira umuntu ahantu hahurira abantu benshi mu Kinyarwanda.

3. Give information about provinces in Rwanda using appropriate structures in Kinyarwanda.

Gutanga amakuru ku ntara z'u Rwanda ukoresheje imvugo ikwiriye mu Kinyarwanda.



1. MOTIVATION

1.1. Dialog/Scenario

Jennifer, umusitajiyeri, amaze kumenya ko azakorera mu karere ka Karongi umufasilitateri GASHAKAMBA Akomokamo, yaramwegereye amusaba amakuru yaho.

After knowing that she will work in Karongi District where GASHAKAMBA, a trainer, comes from; JENNIFER, a PCT, went to ask him for some information.

Jennifer: Bite Gashaka?

Gashakamba: Ni byiza

Jennifer: Uziko nzakorera mu karere kanyu mu ivuriro rya Rubengera?

Gashakamba: Wabimenye ute?

Jennifer: BIBA niwe wabimbwiye.

Gashakamba: Yahakubwiye gute?

Jennifer: Yambwiye ko akarere ka Karongi gaherereye mu ntara y'iburengerazuba, ko haba imisozi miremire kandi hashyuha cyane . Naho ivuriro rya Rubengera riri hafi y'ibiro by'akarere ka Karongi.

Gashakamba: Ibyo yakubwiye nibyo koko,usibye ko hakonja kandi hahora akayaga keza kubera ikiyaga cya Kivu. Harakunzwe cyane kubera amahoteri yaho ndetse haboneka ibiribwa by'amoko menshi.

Jennifer: Urakoze cyane wirirwe

Gashakamba: Wirirwe nawe.

I.2. Different Corners

Different notes	
Cultural circle	<p>Abanyarwanda ntibakunze kuranga ahantu bakoresheje amerekezo ya busole. <i>Rwandans don't orient places using cardinal points.</i></p>
Medical Corner	<p>Mu Rwanda indwara ya malariya yiganje cyane mu burasirazuba (Umutara). Harashyuha kandi haba imibu myinshi. Ni ngombwa kurara mu nzitiramibu igihe cyose. Malariya yiganza kandi mu gihe cy'impeshyi.</p> <p><i>In Rwanda, malaria is commonly found in the East (Umutara). It is hot there with are many mosquitoes. It's necessary to sleep in a mosquito net. Malaria is frequent in the sun season and rain season..</i></p>
Safety and Security Square	<p>Si byiza kurangira umuntu utizeye cyangwa utazi neza aho utuye. <i>It's not safe to tell someone you don't trust or you don't know, well where you live.</i></p>
Tech Corner	<p>Abanyeshuri n'abandi bantu bizera ko mwarimu aba azi ibice byinshi by'igihugu. <i>Students and other people expect the teacher to know many parts of the country.</i></p>
Language tips	<p>Hariya hirya / <i>Over there</i> Hariya haruguru / <i>Up there</i> Hariya hepfo / <i>Down there</i> Rimwe na rimwe bikoreshwa iyo umuntu adashaka kugaragaza neza ahantu. Sometimes they are used when people do not want to say the specific place.</p>

II. EXPLOITATION

II.1. VOCABULARY: Cardinal directions and public places



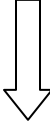

Amerekezo y'ahantu n' ahantu hahurira abantu benshi.

II.1.1.1. Context: Cardinal Directions

Jennifer azakorera mu ntara y'uburengerazuba hafi ya Kongo. Akunda gutemberera ku kiyaga cya Kivu.

II.1.1.2. Explanation

The underlined word in this sentence is one of the cardinal points in Kinyarwanda.

<u>Kinyarwanda</u>		<u>English</u>
• Amajyaruguru		_____
• Uburengerazuba		_____
• Amajyepfo		_____
• Iburasirazuba		_____

II.1.1.3. From main cardinal directions, you can get other directions like...

Amajyaruguru y'uburengerazuba, amajyepfo y'uburasirazuba...

II.1.2. Public places / *Ahantu hahurira abantu benshi*

II.1.2.1. Context

Mu byaro, abantu bakunda umunsi w'isoko kuko ariho bahurira bakahafata n'agacupa

II.1.2.3. Other public places

<u>Kinyarwanda</u>	<u>English</u>
Kuri sitade	_____
Mu nzu mberabyombi	_____
Muri gare	_____
Mu busitani rusange	_____
Muri resitora	_____
Mu tubari	_____

II.2. GRAMMAR: Words expressing places / *Amagambo aranga ahantu*

II.2.1. Context

Kalisa atuye **ku** Karubanda, inzu ye iri **inyuma ya** Gereza, **imbere yayo** hari umuhanda ujya i Kigali.

II.2.2.Explanation

In Kinyarwanda language, we have three prepositions: **ku**, **mu**, and **i**. these are unchangeable words.

Examples:

Ku muhanda habaye impanuka.

Mu ishuri ryacu hari abanyeshuri benshi.

I Kigali haba amazu meza.

II.2.3. Other words expressing places:

- hagati ya
- hejuru ya
- muni ya
- hepfo ya
- haruguru ya
- imbere ya
- inyuma ya
- ibumoso bwa
- iburyo bwa
- hafi ya
- kure ya

Ingero:

- Gahima atuye hafi ya Nyanza Heritage Hotel.
- Christina yicaye ibumoso bwa Edson.
- Ikaramu ya Tom yaguye muni y'ameza.

II.3. LINGUISTIC FUNCTIONS: Situating and describing a place / *Kuranga no gusobanura ahantu*

II.3.1. Context

Mu Kinigi ni mu majyaruguru y'u Rwanda, harakonja cyane. Ni hafi y'ibirunga kandi haboneka ingagi.

The underlined words in this statement are some of the expressions used to situate and Describe a place.

II.3.2. Other ways of situating and/or describing a place.

(Ishyamba) rya (the name of the place to describe/locate) _____ riri mu (direction in relation to another known place) _____ bwa (that place).

III.PRACTICE

III.1. Translation & Puzzle:

Translate these words in Kinyarwanda and fill them in the puzzle as needed
Mushyire aya magambo mu kinyarwanda, hanyuma muyuzurishe mu mbonerahamwe.

Down

10. North

1. In front of

11. It is hot

2. On the left

3. Under

5. Between

13. South

Across

1. West

2. Behind

3. In

4. East

6. It is cold

8. Beside

9. Near

	1	2	3	4	5	6	7	8	9	10	11	12	13	14
1						n				a				a
2											u			
3					a									U
4	i									z				
5			n											
6	b			h					o					
7		o											e	
8						r			n					
9											a			
10					s								o	
11										b				
12														
13	a				y					u				
14														

Pair Work: Sit in pairs A and B, and complete words in the puzzle with missing letters

- Group A: Across word
- Group B: Down word

Example:

- In front of: imbere

III.2. Fill in the blanks

Complete this dialog / Uzuza iki kiganiro

A: Waturutse he?

B: Naturutse i Kaliforuniya

A: Kaliforuniya iherereye he?

B: Kaliforuniya iherereye_____

A: Mbwira muri make Kaliforuniya

B: Kaliforuniya ni Leta_____

A: Haboneka iki?

B: Bahinga_____hara_____

III.3. Sentence making

Make sentences with these words: huruguru ya, muni ya, inyuma ya,ku, mu, i, iruhande rwa, iburyo bwa, iburyo bwa

- _____
- _____
- _____
- _____
- _____
- _____
- _____
- _____
- _____
- _____

IV. LINK TO THE HOST COMMUNITY

Go and ask LCF Musengayire and Felicien to situate geographically and describe the regions they come from and what things these regions are known for.

Ask them the following questions:

- The name of the region they come from.
- The name of their Districts.
- The language mostly spoken there.
- The nearest river.
- The most widespread plantation of that region.

Mujye kubaza LCFs Musengayire na Gerardine bababwire aho bakomoka n'ibihaboneka.

Mubabaze ibi bikurikira:

- *Izina ry'aho akomoka*
- *Izina ry'akarere*
- *Ururimi ruhavugwa*
- *Umugezi uhagereye*
- *Igihingwa kihiganje*

VI.SELF-EVALUATION

How did you perform this competency?

This table serves as a self-assessment checklist for you to monitor your own learning in order to be an active independent language learner. After you complete a lesson, just put a tick to each category that you feel best describe your performance. If you still are uncomfortable with that lesson, please take time to brush it up with the LCF or study from the lesson chapter again.

	I cannot yet perform
	I perform minimally
	I perform adequately
	I perform well

I have specific problem in:

- General comprehension of the text or the dialog
- Understanding vocabulary
- Grammar
- Doing exercises

VOCABULARY AND USEFUL EXPRESSIONS

Kinyarwanda	English
Amajyaruguru	North
Amajyepfo	South
Iburasirazuba	East
Uburengerazuba	West
Isoko	Market
Sitade	Stadium
Inzu mberabyombi	Recreation house
Gare	Main park
Ubusitani rusange	Public garden
Resitora	Restaurant
Hagati ya	In the middle of/ between
Hejuru ya	On/up/above
Munsi ya	Under/down
Hepfo ya	Down
Haruguru ya	Up
Imbere ya	In front of
Inyuma ya	Behind
Ibumoso bwa	On the left of
Iburyo bwa	On the right of
Hafi ya	Near
Kure ya	Far from

**Topic # 23: Kubaza ibyerekeye gutwara abantu n'ibintu mu Rwanda/
Kuyobora gutwara abantu n'ibintu n'ibihe.**

*Inquire about transport possibilities and conditions in Rwanda.
Orientation, means of transportation and seasons.*

LEARNING OBJECTIVES FROM KSAs

1. Identify different public places in Kinyarwanda

Kuvuga mu Kinyarwanda ahantu hatandukanye hahurira abantu benshi

2. Ask for direction to someone in Kinyarwanda

Kuyoboza umuntu Kinyarwanda

3. Give direction to someone using Kinyarwanda

Kuyobora umuntu mu Kinyarwanda

4. Refuse politely to give direction using Kinyarwanda

Kwanga kuyobora umuntu mu kinyabupfura ukoresheje i Kinyarwanda



I. MOTIVATION

I.1. DIALOG

Scenario

Abakorera bashakira ba Peace Corps bamaze guhabwa uturere tw'ubuzima bazakorera, Sonia umwe muri bo, ahamagara Kabera, umuyobozi w'akarere k'ubuzima ka Nyaruguru aho azakorera, amubaza uko azahagera.

After PCVs have been told the health districts where they will be allocated to, Sonia, one of them, calls Karemera, the Director of Nyaruguru Health District where she will work and asks him how to reach there.

Sonia: Allo! muraho! Nitwa Sonia, ndi umukorerabushake wa Peace Corps mu Rwanda ugomba gukorera mu Rwanda.

Kabera: Aah! Ni wowe uzakora mu bijyanye n'isuku ?

Sonia: Ni njyewe. Ariko sinzi uko nzagera ku ivuriro ryo ku Munini. Nzi umuhanda Kigali -Butare gusa.

Kabera: Uzatege imodoka ikugeze i Butare, nuhagera uzaviremo muri gare, hanyuma utege bisi ya ONATRACOM ikugeze i Kibeho. Nugera i Kibeho uzakora urugendo rw'iminota nka makumyabiri n'amaguru ugere ku ivuriro.

Sonia: Ese nta modoka iva i Kigali ijya i Kibeho?

Kabera: Irahari ariko ikora kuwa gatandatu gusa.

Sonia: Bisi ya Butare – Kibeho ihaguruka saa ngahe?

Kabera: Ihaguruka saa tanu. Uzakore uko ushoboye uhagere kare kandi umenye ko abantu bagenda baruka muri bisi.

Sonia: Imitwari bayishyuzaga angahe?

Kabera: Niba ufite imitwari myinshi, uzayishyurira umwanya muri imwe muri Agence zikora Kigali-Butare. Kuri bisi ya ONATRACOM bazakwishyuzaga bitewe nuko imitwari ingana. Nugera i Kibeho uzashaka abakarani babyikorere ku mutwe.

Sonia: Murakoze umunsi mwiza.

I.1.3.Different Corners

Different notes	
Cultural circle	<p>Mu muco nyarwanda, iyo umuntu ayoboza birinda kumuca intege, bakamubwira ngo ni iminota mike n'iyi haba hari urugendo rurerure. <i>In Rwandan culture, when a person is asking for direction, they tell him that it's very near even if it's a very long distance in order not to discourage him/her.</i></p>
Medical Corner	<p>Ushobora kwandurira indwara mu modoka zitwara abagenzi. Abantu bamwe baruka mu modoka. Mwiride indwara zishobora kwandurira mu modoka. <i>You can contract diseases in common transport buses. Some people have car sick, be prepared to protect yourself against eventual transferable diseases.</i></p>
Safety and Security Square	<p>Ntimwibagirwe kwambara umukandara igihe muri mu modoka cyane cyane iyo wicaye mu mwanya w'imbere. <i>Don't forget to put on the safety belt when you are in a car especially when you keep the front seat.</i></p> <p>Mucunge neza ibintu byanyu mu modoka. Abajura bakora mu mifuko bashobora kubiba mutitonze. <i>Be careful for your stuff in the car. Sometimes, pickpockets can steal your stuff if you are not careful.</i></p> <p>Mwibuke kubwira komvayeri aho muviramo. <i>Remember to tell the conduct at which stage you are getting off.</i></p>
Tech Corner	<p>Bisi za express ni nziza kandi zigendera ku gihe. Zifasha kugerera ku gihe ku kazi. <i>Express buses are better and more punctual. They help to get at work on time.</i></p>
Language tips	<p>Gutera ibiro/ indabo mu modoka: <i>To vomit in a car</i></p>

II. EXPLOITATION

II.1. VOCABULARY: Means of transportation / *Ibintu bikoreshwa mu gutwara abantu*

II.1.1. Context

Abantu badafite amafaranga bagenda n'amaguru bikoreye ibintu byabo ku mutwe kuko kugenda n'imodoka bihenda.

People who haven't much money prefer to walk carrying their loads on head because taking a bus or a taxi is expensive.

II.1.2. Explanation

The underlined words in the above text are some of transport means we find in Rwanda. Other transport possibilities in Rwanda follow:

A. Transport of persons / *Gutwara abantu*

<u><i>Kinyarwanda</i></u>		<u><i>English</i></u>
Amaguru	→Kugenda n'amaguru	_____
Igare	→Kugenda n' igare	_____
Moto	→Kugenda na moto	_____
Imodoka	→Kugenda n' imodoka	_____
Ingobyi	→Guheka umurwayi	_____
Umugongo	→Guheka umwana	_____

A. Transport of things / *Gutwara ibintu*

<u><i>Kinyarwanda</i></u>		<u><i>English</i></u>
Umutwe	→kwikorera ku mutwe	_____
Igare	→ gutwara ku igare	_____
Moto	→gutwara kuri moto	_____
Imodoka	→ gutwara mu modoka	_____
Ingorofani	→gutwara ku ngorofani	_____
Ubwato	→Gutwara mu bwato	_____

II.1.3. Andi magambo

Isuku _____

Umuhanda _____

Ivuriro _____

Imitwaro

II.2. Grammar: Direct/Indirect speech / *Imvugo iziguye n' imvugo itaziguye.*

II.2.1. Situation

Sonia abwira Kabera ati: « Sinzi uko nzagera ku ivuriro ryo ku Munini»
Kabera arasubiza ati: «Tega imodoka nugera i Butare umpamagare»

Sonia told Kabera: «I don't know how I will get at Munini Hospital "
Kabera told him: «Take a bus and call me when you reach Butare”

II.2.2. Analysis

The above sentences are in direct speech

Characteristics of direct speech

1. Co-verb **ti:** **nti**
Uti
Ati
Tuti
Muti
Bati
2. punctuation : and « »

II.2.3. How to change direct speech into indirect speech

Here are examples of how to change direct speech into indirect speech in Kinyarwanda:

1. Sonia abwira Kabera ati: «**sinzi** uko **nzagera** ku ivuriro ryo ku Munini»
*Sonia abwira Kabera **ko atazi** uko **azagera** ku Munini.*
2. Yezu aravuga ati : «**ninjye** nzira,ukuri n,ubugingo»
*Yezuavuga ko **ariwe** nzira,ukuri n'ubugingo.*
3. Kabera yaramubwiye ati: «**Tega** imodoka ikugeze i Butare nuhagera umpamagare»
*Kabera yaramubwiye **ngo natege** imodoka imugeze i Butare nahagera amuhamagare.*
4. Laurent abwira Claire ati: «**zana** impapuro»
*Laurent abwira Claire **kuzana** impapuro*
*Laurent abwira Claire **ngo nazane** impapuro.*
4. Mwarimu aravuga ati: «jya mu ishuri»
*Mwarimu aravuga **ngo najye** mu ishuri.*
5. Njye na Thomas tubaza Sonia tuti : «**kuki** utaje kwiga ? »
*Njye na Thomas tubaza Sonia **impamvu** ataje kwiga.*

6. Emma abaza Kate ati: «muzaza **ryari?**»
Emma abaza Kate **igihe** bazazira.
7. Bryna abaza John ati: «**ese** ufite amafaranga? »
Bryna abaza John **niba** afite amafaranga.
8. Mubaze Kassim muti: «wabonye ibitabo? »
Mubaze Kassim **niba** yabonye ibitabo.
9. Nahuye na Gerardine ndamubaza nti : «uvuye **hehe?** »
Nahuye na Gerardine mubaza **aho** avuye.
10. Louise abaza Rebecca ati: «mwariye iki? »
Louise abaza Rebecca **icyo** bariye .

Rule: when changing direct speech into indirect speech:

1. The co-verb **ti** and the punctuation: and « » don't appear in the sentence.
2. The first person changes into the third person.
3. The imperative changes into subjunctive or infinitive.
4. The words **ko** and **ngo** are used as conjunctions but **Ngo** is used when the direct speech in imperative.
5. Interrogative words change like this:
 - kuki_____? →Impamvu
 - _____ryari? →Igihe
 - _____hehe? →aho
 - Ese_____? →niba
 - _____? →niba
 - _____iki? →Icyo

II.3. LINGUISTIC FUNCTIONS

Asking about transport possibilities / *Kubaza ibyerekeye ingendo.*

II.3.1. Context

- A: Ugiye hehe muri iki gitondo?
B: Ngiye mu cyaro.
A: Uragenda n'iki?
B: Ndagenda na bisi ya ONATRACOM niyo idahenda.
A : Ihaguruka ryari ?
B : Ihaguruka saa tanu.
A: Iragerayo gihe ki?
B: Ni nka saa cyenda.
A : Bishyuzangahe ?
B : Igihumbi gusa.

II.3.2. Explanation

In this dialog, the speaker A is inquiring about transport means. The words he uses like “uragenda n’iki?” or “bishyuza angahe?” are typical in this circumstance.

Here is a table showing common transportation means in Rwanda, their strengths and their weaknesses.

II.3.3. Advantages and disadvantages of transport means found in Rwanda

Transport means	Advantages	Disadvantages
ONATRACOM buses	Lower prices Reach remote areas (rural areas) where roads are worse.	Overcrowding Less comfortable
Ordinary taxis	You can bargain (prices are discussed)	Prices are not stable Waste of time because of incessant stops overcrowding
Travel agencies’ buses	Regularity speed	Prices are fixed disregarding the distance you travel

III. PRACTICE

III.1. Matching: Match the following things with their appropriate functions in transport

A	B
Imodoka	Guheka umurwayi
Igare	Gutwara abantu n’ibintu
Moto	
Ingobyi	Guheka umwana
Amaguru	
Ingorofani	Kugenda n’amaguru
Umugongo	
Umutwe	Gutwara ibintu

III.2.: Change the direct speech in indirect speech

Alicia abaza Tricia ati: «amasomo arangira ryari? »

Tricia asubiza Alicia ati: «amasomo arangira nimugoroba»

Katheleen aravuga ati: « zana igitabo dusome»

Laurent abaza abasitajiyeri ati: «murashaka kumenya ikinyarwanda? »

Jennifer abaza Emma ati : «mwariye iki ? »

Emma aramusubiza ati: «twariye imyumbati n'ibishyimbo»

Mwarimu abaza Logan ati : «kuki wakererewe ? »

Mandy Eskelson arasubiza ati: «Nabanje kujya kwa muganga»

Assinath aravuga ati : «zana ibiryo»

Louise abaza Rebecca ati: «wize iki? »

Nahuye na Mary ndamubaza nti: «ugiye hehe? »

Kabera abaza Sonia ati: «uzaza ryari? »

John abaza Chantal ati: « ese wabonye amafaranga? »

Mubaze abasitajiyeri muti: «mwakoze imyitozo? »

Umwana ati: «ndishimye»

III.3. Match the advantages or disadvantages with the transport means

A	B
- kugendera ku gihe	Bisi za ONATRACOM
- Kwihuta	
- umutuzo	
- amafaranga make	Bisi za agance z'ingendo
- gukora mu mihanda mibi y'icyaro	
- guciririkanya ku kiguzi cy'urugendo	
- guta igihe bitewe no guhagarara munzira.	
- umuntu ujya kure nujya hafi bishyura kimwe	Tagisi zisanzwe

IV. LINK TO THE HOST COMMUNITY

Go in your resource family and ask which mean of transport they use and the prices.

Mujye mu miryango (Resource families) maze mubaze uburyo bakoresha mu gukora ingendo n'ibiciro byazo.

V. SELF EVALUATION

Trainee's name: _____ class _____

How did you perform this competency?

This table as a self-assessment checklist for you to monitor your own learning in order to be an active independent language learner. After you complete a lesson, just put a tick to each category that you feel best describe your performance. If you still are uncomfortable with that lesson, please take time to brush it up with the LCF or study from the lesson chapter again.

	I can not yet perform
	I perform minimally
	I perform adequately
	I perform well

I have specific problem in:

- General comprehension of the text or the dialog
- Understanding vocabulary
- Grammar
- Doing exercises

VOCABULARY AND USEFUL EXPRESSIONS

Kinyarwanda	English
Kwikorera ku mutwe	To carry on the head
Igare	Bicycle
Gutwara igare	To ride a bicycle
Moto	Motorbike
Gutwara moto	To drive a motorbike
Imodoka	A car
Gutwara imodoka	To drive a car
Ingorofani	Wheel barrow
Ubwato	boat
Umuhanda	Road
Inzira	Path
Umutwaro	Luggage
Imizigo	Luggage
Ndavamo hano	I get off here
Ndasigara	I get off / I stay
Ndaviramo inyanza	I get off at Nyanza
Ngarurira	Give me balance

TOPIC # 24: Identify and describe activities related to the seasons in Rwanda/ Orientation to means of transportation and season.

*Kugaragaza no gusobamura ibikorwa bijyanye n'ibihe mu Rwanda.
Kuyobora, gutwara abantu n'ibintu n'ibihe.*

LEARNING OBJECTIVES FROM KSAs
--

- 1. Describe in Kinyarwanda weather in different places.**
Gusobanura mu Kinyarwanda uko ibihe byifashe mu bice bitandukanye.
- 2. Explain in Kinyarwanda different activities related to the day.**
Gusobanura mu Kinyarwanda ibikorwa bitandukanye by'umunsi.
- 3. Name in Kinyarwanda different seasons in Rwanda.**
Kuvuga mu Kinyarwanda ibihe bitandukanye mu Rwanda.
- 4. Name common seasons related diseases in Kinyarwanda.**
Kuvuga mu Kinyarwanda indwara ziboneka kubera ibihe.



I. MOTIVATION

I.1. Text

Scenario

Umwandiko uvuga ku munyarwanda usobanurira umekorerabushake wa Peace Corps ibihe byo mu Rwanda n'imirimo rusange ikorwa muri ibyo bihe.

The text is about a Rwandan who is describing events related to the seasons in Rwanda to a PCV

Mu Rwanda hari ibihe bine by' umwaka ari byo : umuhindo, urugaryi, itumba, n'icyi (impeshyi). Ku muhindo bahinga ibishyimbo, amashaza, n'ibigori kuko hagwa imvura ihagije. Abagabo n'abagore barahinga, nyuma abogore bagatera intabire. Mu itumba abantu bakunda kurwara ibicurane kubera guhindura ibihe, kandi hagwa imvura nyinshi cyane. Mu cyi, abantu bakunda kurwara malariya kuko imibu iba ari myinshi, kandi haba hashyushye kubera izuba ryinshi.

II.2. Ibibazo ku mwandiko / Questions about the text: Q&A

1. Mu Rwanda haba ibihe bingahe?

2. Ni ibihe?
3. Ni ryari hagwa imvura nyinshi mu Rwanda?
4. Ni ryari hava izuba ryinshi in Rwanda?
5. Ni ryari Malariya iba nyinshi mu Rwanda? / Kuki?
6. Muri Amerika haba ibihe bingahe?
7. Ni ibihe

I.1.3. Different corners

Different notes	
Cultural circle	<p>Ibihe byo mu Rwanda byahawe amazina bafatiye ku bihe by'iburayi. Niyo mpamvu usanga bavuga ko hari ibihe 4 kimwe n'iburayi. Ubusanzwe hari ibihe 2. Igihe cy'izuba n'igihe cy'imvura. <i>Seasons of Rwanda were named according to seasons in Europe. That's why it is said that there are 4 seasons in Rwanda like in Europe. Really, there are 2 seasons: Sun season and rain season.</i></p> <p>Mu muco nyarwanda ubuhinzi buhabwa agaciro kanini kuko n'ukora indi mirimo (nk'umucuruzi, umwarimu, umuyobozi) akenshi arahinga cyangwa agahingisha. <i>In Rwandan culture, agriculture is very important because even those who are not farmers and who have other kinds of work (like businessmen, teachers, civil servants) often do agriculture activities themselves or participate in agricultural activities through workers.</i></p> <p>Mu Rwanda gutanga inka bigaragaza ubucuti bukomeye. Ifasha mu kubona ifumbire, amata, amavuta.... <i>In Rwanda, offering a cow to a friend or to a neighbour shows the deepest level of friendship. Cows are helpful for farm compost, milk, meat etc..</i></p> <p>Mu muco nyarwanda hari imirimo yagenewe abagore n'iyagenewe abagabo. Urugero: Nta mugabo ubagara ibishyimbo. <i>In Rwandan culture, there are specific activities for men and others for women. Example: A man can't weed beans..</i></p>
Medical corner	<p>Haboneka imibu myinshi mu gihe cy'izuba. Ni byiza gukoresha inzitiramibu cyangwa gutera umuti wa insecticide buri mugoroba. Ni ngombwa kandi gukuraho ibizenga by'amazi n'ibihuru bikikije urugo. <i>There are many mosquitoes in the summer. It's important to use a mosquito net or spray insecticide every. It's also very important to avoid stagnant water and bushes around the house.</i></p>
Safe and Security square	<p>Byorohera abajura kumena inzugi z'amazu bakiba kuko baba bizeye ko ntawakumva induru cyangwa urusaku. <i>It is very easy for robbers to break into houses and steal because they assume no one will hear screams or noises.</i></p>
Tech corner	<p>Ntugomba kwibagirwa ikoti ry'imvura n'umutaka mu gihe cy'imvura. Mu Rwanda ntibyemewe guhagarara imbere y'abanyeshuri igihe imyenda yawe itose. <i>Don't forget your rain coat or umbrella in rain seasons. In Rwanda, It is not worth standing in front of students when your clothes are wet.</i></p>
Language tips	<p><i>Some words related to seasons have sexual connotations:</i> Imvura iragwa? <i>Did you have good sexual relations?</i> Gutera: <i>To have sex with a woman</i> Guhinga: <i>To womanize</i> Umuhinzi: <i>womanizer (aka Emmett V. Reeb Gatatu)(ask Kassim, he will explain)</i></p>

II. EXPLOITATION

II.1. VOCABULARY: *Seasons and activities related to them.*

II.1.1. Context

Mu gihe cy'umuhindo hagwa imvura bagatera ibishyimbo. Mu cyi abantu bakunda kurwara malariya kubera imibu myinshi, cyane cyane mu kwa karindwi.

II.1.2. Words related to seasons and activities

Kinyarwanda

English

Seasons:

Umuhindo

Urugaryi

Itumba

Icyi

Activities related to seasons:

Gutera (2 meanings)

Kugwa(2meanings)

Kurwara

Guhinga

Gushyuha

II.1.3. Other vocabulary:

Imvura

Ibicurane

Izuba

Igihe (2 meanings)

Imibu

Malariya

Ukwa karindwi

II.1.4. Months in Kinyarwanda

Rule:

To form months in Kinyarwanda, use **Ukwa** + the appropriate number of the month, except for January (Ukwa mbere), November (Ukwa cumi na kumwe) and December (Ukwa cumi n’abiri).

Examples:

Ukwa + kabiri	Ukwa + gatanu
Ukwa + gatatu	Ukwa + karindwi
Ukwa + kane	

Kinyarwanda

English

- | | |
|------------------------|-------|
| 1. Ukwa mbere | _____ |
| 2. Ukwa kabiri | _____ |
| 3. Ukwa gatatu | _____ |
| 4. Ukwa kane | _____ |
| 5. Ukwa gatanu | _____ |
| 6. Ukwa gatandatu | _____ |
| 7. Ukwa karindwi | _____ |
| 8. Ukwa munani | _____ |
| 9. Ukwa cyenda | _____ |
| 10. Ukwa cumi | _____ |
| 11. Ukwa cumi na kumwe | _____ |
| 12. Ukwa cuminabiri | _____ |

II.1.5. Another way to name months in Kinyarwanda is to refer to the weather, rain, etc...

N°	Months	Names
1	Ukwa mbere	Mutarama
2	Ukwa kabiri	Gashyantare
3	Ukwa gatatu	Werurwe
4	Ukwa kane	Mata
5	Ukwa gatanu	Gicurasi
6	Ukwa gatandatu	Kamena
7	Ukwa karindwi	Nyakanga
8	Ukwa munani	Kanama
9	Ukwa cyenda	Nzeri
10	Ukwa cumi	Ukwakira
11	Ukwa cumina kumwe	Ugushyingo
12	Ukwa cumi nabiri	Ukuboza

II.2. GRAMMAR: *Names of colors*

II.2.1. Context

Ibishyimbo bimera ari icyatsi kibisi, byakwera bikaba umuhondo cyangwa umutuku.

II.2.2. Main colors

Examples:

Umutuku

Ishati y'umutuku yaracitse

Umuhondo

Dore ikanzu y'umuhondo ikomeye

Icyatsi kibisi

Ingofero y'icyatsi kibisi ni ntoya

Ubururu

Imodoka y'ubururu yarapfuye

Umweru

Urupapuro rw'umweru rwacitse

Umukara

Inkweto z'umukara zatobotse

II.2.3. Verbs coming from colors

Gutukura

→

Ikaye itukura

Kwera

→

Ipantaro yera

Kwirabura

→

Ikibaho kirabura

Exception: For people, we don't use **umukara** or **umutuku**; we use **igikara** and **inzobe**.

Examples:

Alphonse ni igikara.

Geraldine ni inzobe.

II.3.LINGUISTIC FUNCTIONS: *Describe different activities related to seasons in Rwanda.*

II.3.1. Context: Buri cyumweru cya nyuma cy'ukwezi haba umuganda warangira bagakora inama. Mu cyi kwa muganga bakira abarwayi benshi ba Malariya.

II.3.2. Different activities related to seasons

To describe different activities related to seasons, the same words or expressions are used:

- Buri cyumweru cya nyuma cy'ukwezi/ *Every last week of the month* _____
- Muri buri muhindo _____ / *In every light rain season* _____
- Mu itumba _____ / *In the long rain season* _____
- _____ rimwe mu mwaka _____ / _____ *Once a year* _____
- Mu gihe cy'urugaryi _____ / *In the short sunny season* _____

II.3.3. Examples

Buri cyumweru cya nyuma cy'ukwezi haba umuganda.

Muri buri muhindo bahinga ibishyimbo n'ibigori.

Mu itumba babagara imyaka.

Noheri iba rimwe mu mwaka.

Mu gihe cy'urugaryi basarura ibishyimbo bakabiba amasaka.

III. PRACTICE

III.1. Fill in the blanks

Complete these sentences using appropriate words.

- Ku muhindo _____ ibishyimbo.
- _____ babagara ibishyimbo.
- Mu cyi _____
- Mu rugaryi _____ amasaka.
- Buri cyumweru cya nyuma cy'ukwezi haba _____ warangira bagakora _____
- Mu cyi _____ bakira abarwayi benshi.
- Mu itumba abantu barware _____
- Mu Rwanda hari _____ Bine.

- Kalisa _____ ibishyimbo byinshi naho Félicien yasaruye bike.
- Mu muco wa kinyarwanda _____ buhabwa agaciro kanini.

III.2. Fill in the blanks

Complete these sentences using months and imagination in Kinyarwanda.

1. Noheli iba _____
2. Umwaka utangira _____
3. Abastajiyeri mu rwego rw'uburezi bageze mu Rwanda _____
4. Barrack Obama yatowe _____ ariko yatangiye kuyobora _____
5. Umunsi mpuzamahanga w'abakozi uba _____

III.3. Replacing

Replace the underlined words with an appropriate verb of color.

1. Nabonye umugore ufite igitenge cy'umutuku _____ n' inkweto z'umweru _____.
2. Nkomeje akunda imyenda y'umukara _____ n'inkweto z'umweru
3. Gashakamba ni umutuku _____
4. Mukansanga ni umukara ariko Gahongayire ni umutuku _____

III.4. Translation

Translate into Kinyarwanda

- 1) I harvest beans twice a year.

- 2) They eat potatoes every day.

- 3) I saw a white car and a black bicycle.

- 4) It doesn't rain every season like the sun doesn't shine all the time.

- 5) My cow is black but yours is red.

6) You have to buy black shoes.

7) We go there every last week of the month.

8) We sometimes play with our coach.

9) During the sunny season, hospitals receive many people suffering from malaria.

10) They always plant big potatoes when it rains.

IV. LINK TO THE HOST COMMUNITY

Go to indicated people and ask them about general or common activities related to seasons in Rwanda. Take advantage of this task to describe the activities you prefer during special seasons in America. Everybody should bring a small text on the theme of activities and seasons for your next class.

Mujye kureba abantu mwoherejweho mubabaze ku bikorwa rusange bijyanye n'ibihe mu Rwanda maze namwe mubabwire ku bihe by'iwanyu muri Amerika mukunda kurusha ibindi. Buri wese agomba kuzazana akandiko kuri ibyo bikorwa yabwiwe mu isomo ry'ubutaha.

V. SELF EVALUATION

Trainee's name: _____ class _____

How did you perform this competency?

This table as a self-assessment checklist for you to monitor your own learning in order to be an active independent language learner. After you complete a lesson, just put a tick to each category that you feel best describe your performance. If you still are uncomfortable with that lesson, please take time to brush it up with the LCF or study from the lesson chapter again.

	I can not yet perform
	I perform minimally
	I perform adequately
	I perform well

I have specific problem in:

- General comprehension of the text or the dialog
- Understanding vocabulary
- Grammar
- Doing exercises

VOCABULARY AND USEFUL EXPRESSIONS

<i>Kinyarwanda</i>	<i>English</i>
Umuhindo	Short rain season
Itumba	Long rain season
Urugaryi	Short sun season
Icyi	Long sun season
Kurwara	Get sick
Gutera	Sow
Kugwa	Fall / rain
Guhinga	Cultivate
Gushyuha	Get hot
Gukonja	To get cold
Ibicurane	Running nose
Igihe	Time
Imibu	Mosquitoes
Malariya	Malaria
Ikizenga	Stagnant water
Mutarama	January
Gashyantare	February
Werurwe	March
Mata	April
Gicurasi	May
Kamena	June
Nyakanga	July
Kanama	August
Nzeri	September
Ukwakira	October
Ugushyingo	November
Ukuboza	December
Imvura	Rain
Kugira icyocyere	To get hot